



2014

2015

2014

	2014	12	31
613,340,000	10		6.60
	10	6	

.....	2
.....	3
.....	8
.....	10
.....	12
.....	40
.....	53
.....	60
.....	61
.....	70
.....	81
.....	83
.....	201

		2014 1 1 12 31
/		
		Great Happy Group Holdings Limited
/ORG		ORG-CMDO METAL CONTAINERS WEST AFRICA LIMITED

)
		“ ”

1

2

3

90%

“

”

4

	2011	01	12	110000410122212	

	2014	2013			2012	
	5,454,631,332	4,567,022,558	4,668,424,987	16.84%	3,506,432,818	3,598,222,412
	808,991,726	613,523,472	615,067,873	31.53%	404,877,056	417,116,094
	571,021,713	426,004,875	426,218,275	33.97%	252,353,622	243,131,623
	769,522,323	668,895,954	685,917,484	12.19%	415,278,014	434,830,632
	1.32					

	2014	2013	2012	
	459,507	-616,078	-257,433	
	27,777,600	13,246,215	26,668,737	
	1,054,246	-	-	
	2,907,463	981,110	21,755,385	
	610,000	-	-	
	816,966	2,261,943	-142,436	
	255,803,407	217,370,977	162,996,001	
	7,116,625	-	-	
	58,497,574	44,744,460		

1

		2014	545,463.13
16.84%	376,477.92	14.18%	61,746.38
14.53%	9,859.61	3.10%	
19,749.78			

2

2014	545,463.13	78,620.63
16.84%		

5		76,548,675	1.40%
---	--	------------	-------

5	
1	906 706 350

1

1

1

			500,000						
			500,000						



2

1

--	--	--	--	--	--	--	--	--	--

165,607.20
11,157.29
152,922.93
11,793.64
41,152.66
24.85%


2

		((1)		(2)	(3) (2)/(1)					
1.	4.8		9,451	8,701.45	-	8,701.45	100%	2012	03	01	11,651.72	
2.	4.8		10,285	10,285	-261.19	8,162.82	79.37%	2013	10	31	5,983.56	
3.	7		24,490	24,490	-	24,490	100%	2012	08	01	2,042.27	
4.	3.9		7,968	2,879.11	-	2,879.11	100%	2012	10	01	55.63	--
5.	71 /		32,623	9,041.89	-	9,041.89	100%	2012	04	01	4,013.27	--
6.	300 220L		11,860	66.36	-300	66.36	--	--	--	--	--	--
7.			3,856	3,856	1,438.63	2,156.73	55.93%	2015	2	28	--	--
		--	100,533	59,319.81	877.44	55,498.36	--	--	--	--	23,746.45	--
1.			30,000	30,000	6,136.9	30,000	100 %	2014	12	31	18,982.42	
2.	7		16,000	16,000	-	16,000	100%	2013	12	31	1,915.32	

	<p>2013 3 300 220L 2013 7 12 2013 2013 6 27 (http://www.cninfo.com.cn) “ 300 220L ” 2014 7 8 11,058.64 2014 7 9 (http://www.cninfo.com.cn) 2013 12 2014 7 435 300</p>
	<p>2013 5 31 4.8 31 8,701.45 9,451 2013 5 628.09 749.55 ” “ 2013 6 27 (http://www.cninfo.com.cn)</p>

328.56 2014 1 4.8
 -261.19 67.37 2014 4.8

3



4

				1,006	1,076,346,071.19	451,285,335.83	1,380,049,170.69	403,283,748.92	314,783,164.87

5

					18,982.42	27	2012- 015
							2013- 008
39	39,219.00	9,671.27	37,880.76	96.59%	6 2014 483.80	2012 12 12 2013 3 27	(http://www.cninfo.com.cn) 2012- 019 2013- 008
	43,327.46	23,649.38	23,649.38	54.58%		2014 4 25	(http://www.cninfo.com.cn) 2014- 027
	45,104.37	25,067.29	25,067.29	55.58%		2014 2 12	(http://www.cninfo.com.cn) 2014- 004
	215,114.48	81,815.40	172,051.63	--	--	--	--

1				
	5	GDP	7%	
		12%		
2008			20%	2013
1,300			6.74%	
18.54%				

3

2014

4

5

2014

			2013 12	2013 12	2013 1 1	2013 1 1
			31	31		
			-500,000	-500,000	-500,000	-500,000
			500,000	500,000	500,000	500,000
			-12,645,948	-3,660,801	-10,718,834	-5,835,711
			12,645,948	3,660,801	10,718,834	5,835,711
			854,709	-	769,101	-
30 —	2014					
2013 1			-854,709	-	-769,101	-

39 —

370283230047572
97 2

320282000348595
88 9,000

110116016743921
7 5 203
200

310108000572900
250 920 5,000

6277935000002144
2014 00100 160

230225100013387
700

350602100095200
1,500

441821000017364
300

469005400000363
1-26 800

530127100003060

489

1,000

422300400000032

3,000

2016 12 7

211200400005276

123

2,600



	2014		614,574,745	
		2014		
1	10%		61,457,475	
2			553,117,270	
	291,797,556	2014		844,914,826
3	2014	12 31	613,340,000	10
		6.60	404,804,400	
	440,110,426			613,340,000
		10	6	
	613,340,000		981,344,000	

1

13f474e0a394d92 1 Te8dba88a2f6e1eT4cccf11882cb405ce08D(

1

3

1

67.5%

75%
25%

100%

25%

75%


2014 10 30

<http://www.cninfo.com.cn>

2

COMPAGMA MERCANTILE P'OLTREMARE	ORG 51%	2014 10 20	100.38	-	711.66	0.87%			--			--	--

1



	2014	388,772	360,000 480,000

2

67.5%

75%
25%

100%

25%

75%

	2014 10 30	http://www.cninfo.com.cn

--	--	-	--	-	--	--	--	--
A1				-	A2			
A3				-	A4			
	2014 03 29	16,000	2014 06 11	5,600		3		
	2014 03 29	5,000	2014 06 11			3		
	2014 03 29	25,000						

	2014 03 29	5,000	2014 07 01	5,000				
	2014 03 29	4,022.98	2014 03 28	4,022.98		2		
	2014 03 29	777.02	2014 03 31	777.02		2		
	2014 03 29	2,900	2014 05 14	2,900		3		
	2014 03 29	15,000	2014 09 29	15,000		3		
	2014 03 29	15,000	2014 07 04	15,000		2		
B1			230,000	B2			93,700	
B3			230,000	B4			110,200	
A1+B1	230,000	A2+B2						93,700
A3+B3	230,000	A4+B4						110,200
A4+B4							29.40%	
C								-

	70%		
	D		14,800
	50%	E	

		(" ") ()			
) (2011 04 20		

		() ()			
		12	2%	2014 01 03	2014 1 3 2015 1 3



2014 1 10

<http://www.cninfo.com.cn>

2014- 001

2014 1 3 2015 1 3 2015 1

3

2015 1 6

<http://www.cninfo.com.cn>

2015- 001

2014 10 30

<http://www.cninfo.com.cn>

2014- 042

2014 10 30

<http://www.cninfo.com.cn>

2014- 044

2014 12 19

<http://www.cninfo.com.cn>

2014- 045

2014- 046

4

2014 10 30

<http://www.cninfo.com.cn>

2014- 043

2013 3

2013

110,000

2013 6 27

<http://www.cninfo.com.cn>

“ ”

110,000

2

2013 12 7

<http://www.cninfo.com.cn>

2014 7 29

2014

2014 7 30

2014 7 31

<http://www.cninfo.com.cn>

2014

	157,550,000	51.38%			144,612,500	-12,937,500	131,675,000	289,225,000	47.16%
1	144,612,500	47.16%			144,612,500		144,612,500	289,225,000	47.16%
	144,612,500	47.16%			144,612,500		144,612,500	289,225,000	47.16%
2	12,937,500	4.22%				-12,937,500	-12,937,500		
	12,937,500	4.22%				-12,937,500	-12,937,500		
	149,120,000	48.62%			162,057,500	12,937,500	174,995,000	324,115,000	52.84%
	149,120,000	48.62%			162,057,500	12,937,500	174,995,000	324,115,000	52.84%

2014 3 27	2014 2014 3 29	2014 4 18	2013	2013
http://www.cninfo.com.cn		2014		
2014 5 9				
http://www.cninfo.com.cn	2013			
2014 5 15	2013			
2014 7 4				
http://www.cninfo.com.cn			30,667	61,334
2013				
2014 5 14			2014 5 15	
2014 5 613,340,000	10 2014	10		306,670,000
/			2.64	1.32
/			2.64	1.32
/			12.22	6.11

1

	2012 09 25	21.60 /	7,667	2012 10 11	7,667	--

[2012]856

7,667

21.60 /

([2012]340)

“ ”

002701

7,667

2012 10 11

2

2013	2014 4 18	2013	2013	2013	2013
12 31		10	10	306,670,000	
306,670,000			306,670,000	10	10
	306,670,000		613,340,000		

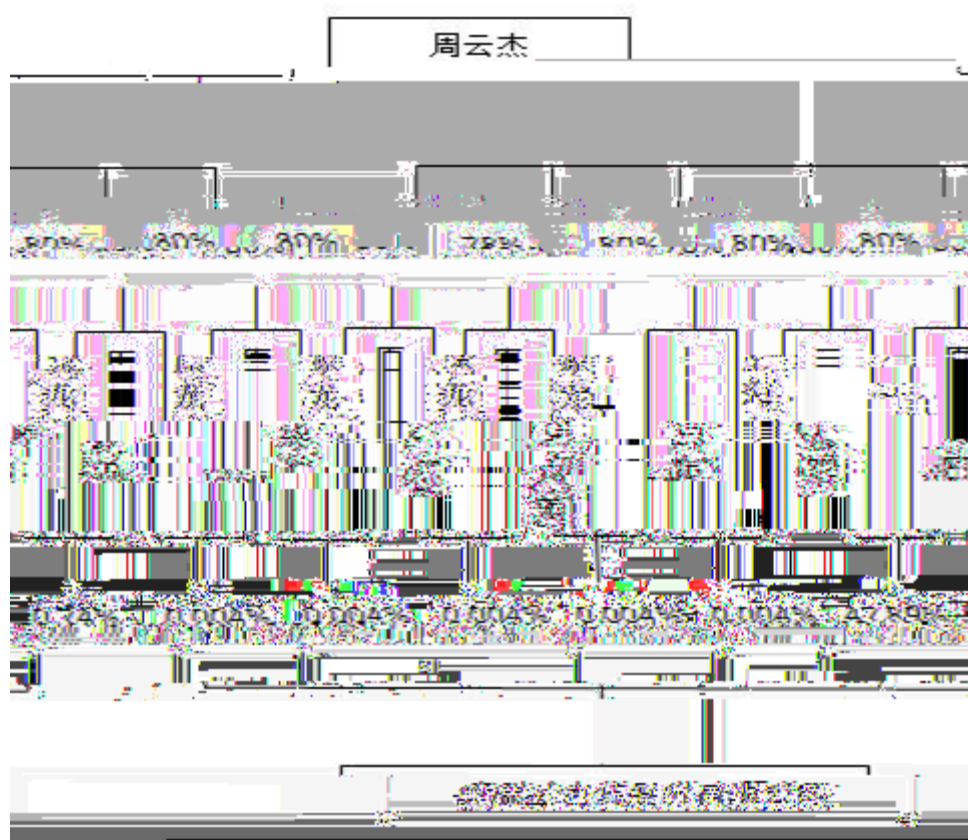
		0.33%	2,000,000	2,000,000		2,000,000		
10								
		10						

2

	/				
		1999 04 22	71380863-2	3,000	
		2014 12 31		963,904.18	513,234.85
		549,148.71		38,222.93	2014

3

5		
10		



/						
---	--	--	--	--	--	--

6,133,400



2014

				77	2014	02	27	2014	04	17	-	-	-	-
				75	2011	01	10	2014	02	27	-	-	-	-
				40	2011	01	10	2014	02	27	-	-	-	-
	--	--	--	--		--		--			144,612,500	153,812,500	-	298,425,000

2013

5

2008 8

2010 11

2010 3 2008 7 2014 2 2006 9 2010 3

2014 2 2010 10 2008 10 2014 2

12 2001 2 1998 2006 2004

2007 1 2009 10 2014 2
2009 9 2014 6

2011 1 2001 2010
2014 7

2014 4

2011 1 2000 10

2008 1 2011 1 2014 2 2014 2

2014 2 2009

:010 10



3 1 Tf 1Tf/TT2 1 Tf1.25 C

Ã



			2011 04 01		
			2008 04 01		
			2008 09 01		
			2010 05 01		
			2009 08 01		
			2008 04 01		
			2011 08 01		
			2014 07 01		
			2009 01 01		
			2011 01 01		
			2000 10 01		
			2009 12 01		
			2014 06 01		

2011

13.68 ()

3.68 ()

			53		200		200
			27		120		120
			43		101.25	33.75	135
			43		120		120
			44		120		120
			39		90		90
			46		13.68		13.68

			70		13.68		13.68
--	--	--	----	--	-------	--	-------

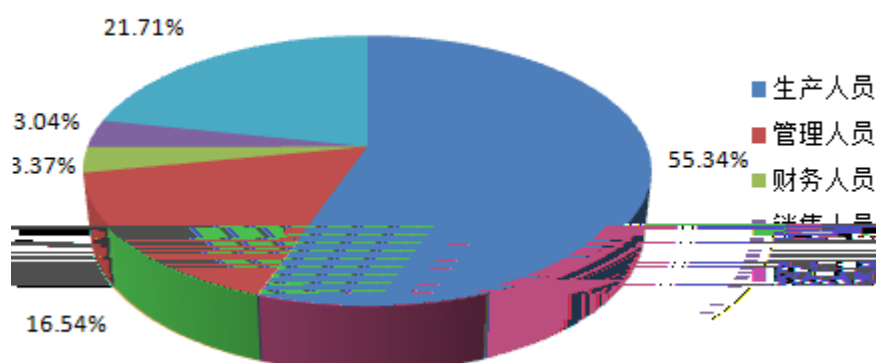
			2014 04 18	
			2014 04 18	
			2014 03 27	
			2014 03 27	

1 2014 12 31 3,059

1

		1,693	55.34%
		506	16.54%
		93	3.04%
		103	3.37%
		664	21.71%

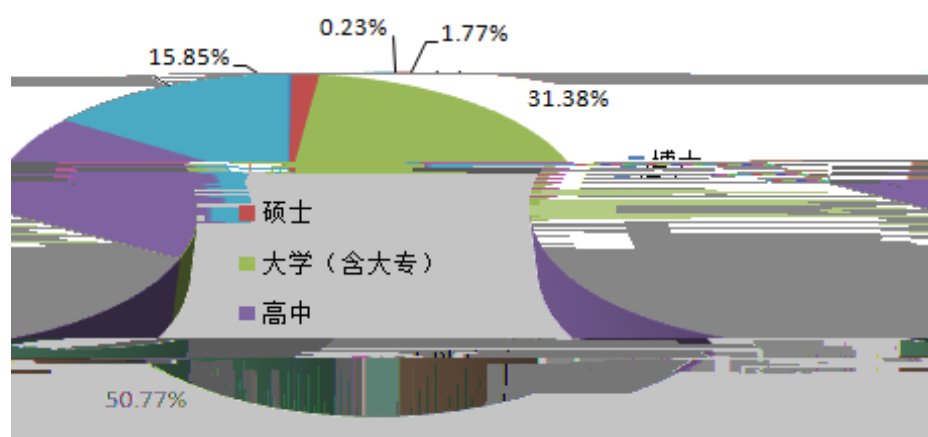
按专业结构划分占公司总人数比例 (%)



2

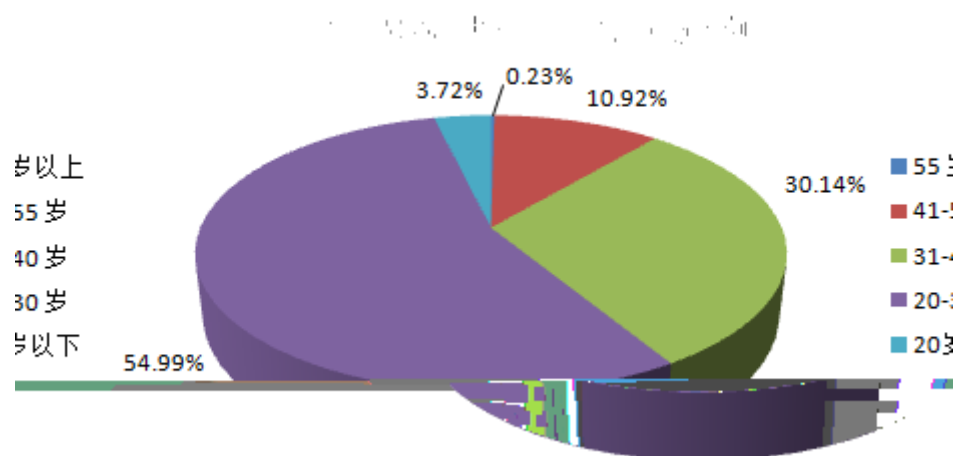
		7	0.23%
		54	1.77%
		960	31.38%
		1,553	50.77%
		485	15.85%

按教育程度划分占公司总人数比例(%)



3

	55	7	0.23%
	41-55	334	10.92%
	31-40	922	30.14%
	20-30	1,682	54.99%
	20	114	3.72%



2 2014

120

120

1

%			
&			

&%	
&&	
&'	

6

5

3

1

6

6

7

2013

“A”,

1



2

1

	7	15	
2014	1		2013
2014	2		
2014	1		
		1\ •JKÁ'£©0	2014 1

3

1

2014

2014 2

2014

2014 1

2014

4

2014

2013

2014

1

2

3

4

2014

-

fl Ł

-

	2015	03 18

(2015) 10036
()

12 31

(“ ”)
2014

2014

- (1)
- (2)

(2015) 10036
()

2014 12 31

2014

()

•
2015 3 16

2014 12 31

()

		2014 12 31	2013 12 31 ()	2013 1 1 ()
	(1)	1,205,694,625	1,032,013,675	1,579,753,698
	(2)	104,082,116	57,394,555	114,501,797
	(3)	1,101,590,460	1,106,622,536	890,802,354
	(5)	277,542,310	168,252,276	122,524,653
		-	-	3,495,981
	(4)	53,653,384	16,466,029	11,234,031
	(6)	635,985,099	528,959,465	504,867,900
	(7)	131,694,133	85,157,932	63,057,705
		3,510,242,127	2,994,866,468	3,290,238,119
	(8)	500,000	500,000	500,000
	(9)	51,288,169	-	-
	(10)	2,428,843,405	1,967,236,808	1,341,228,525
	(11)	361,429,643	227,861,477	97,622,946
	(12)	229,592,148	232,066,006	81,923,270
	(13)	16,385,993	5,362,561	6,683,227
	(14)	25,050,385	13,210,095	7,620,380
	(16)	141,327,252	154,755,374	105,535,494
		3,254,416,995	2,600,992,321	1,641,113,842
		6,764,659,122	5,595,858,789	4,931,351,961

2014 12 31

fl Ț

(

2014 12 31

()

		千円	千円	千円
		千円	千円	千円
		778,622,638	439,558,964	1,403,568,916
		100,074,116	43,552,155	22,266,325
	(1)	415,199,718	513,079,299	412,103,688
		52,961,768	56,799,905	38,906,322
		-	-	3,495,981
	(2)	1,775,579,621	1,551,541,035	781,121,497
		227,551,914	234,480,984	252,658,566
		20,920,278	74,931	15,780,194
		3,370,910,053	2,839,087,273	2,929,901,489
		500,000	500,000	500,000
	(3)	1,136,966,875	744,516,875	395,049,342

2014

()

		&\$%(&\$% fl ı	&\$%(&\$%
	(34) (4)	5,454,631,332	4,668,424,987	2,383,590,151	2,486,424,318
	(34) (4)	(3,764,779,228)	(3,297,241,067)	(1,691,051,641)	(1,809,642,659)
	(35)	(39,104,477)	(32,560,789)	(17,195,156)	(14,147,855)
	(36)	(117,037,353)	(120,230,996)	(54,438,549)	(51,633,389)
	(37)	(404,558,673)	(339,439,570)	(289,559,722)	(245,918,741)
-	(38)	(95,867,752)	(79,462,721)	(70,508,384)	(29,841,620)
	(41)	(34,522,445)	(26,405,171)	(16,009,924)	(19,666,345)
	(40) (5)	8,220,871	35,000	401,053,771	200,035,000

2014

()

		&\$%(&\$% fl	&\$%(&\$%
			£		
		6,283,545,212	5,178,596,982	2,819,379,178	2,786,035,103
	(46)	61,565,366	45,598,725	32,008,208	52,167,995
		6,345,110,578	5,224,195,707	2,851,387,386	2,838,203,098
		(4,193,724,683)	(3,503,738,053)	(1,853,031,454)	(2,066,360,199)
		(328,498,927)	(256,032,152)	(157,028,342)	(132,639,384)
		(575,468,160)	(399,885,128)	(202,031,455)	(159,626,640)
	(46)	(477,896,485)	(378,622,890)	(283,219,835)	(237,382,088)
		(5,575,588,255)	(4,538,278,223)	(2,495,311,086)	(2,596,008,311)
		769,522,323	685,917,484	356,076,300	242,194,787
		200,000,000	-	1,493,923,637	913,731,528
		1,104,246	35,000	50,000	35,000
		2,004,500	2,153,203	488,625	24,325,249
	(47)	848,797	-	1,003,555	-
	(46)	20,851,807	-	278,000	-
		224,809,350	2,188,203	1,495,743,817	938,091,777
		(893,587,513)	(1,167,135,270)	(96,083,523)	(171,734,283)
		(200,000,000)	-	(1,744,670,184)	(1,587,250,570)
	(47)	(64,724,220)	-	(392,450,000)	(355,000,000)
	(46)	(39,780,679)	-	-	-
		(1,198,092,412)	(1,167,135,270)	(2,233,203,707)	(2,113,984,853)
		(973,283,062)	(1,164,947,067)	(737,459,890)	(1,175,893,076)
		62,550,000	45,000,000	-	-
		62,550,000	45,000,000	-	-
		3,379,249,744	1,772,689,562	2,579,381,279	1,177,891,577
		494,000,000	-	494,000,000	-
	(46)	17,480,000	31,379,125	1,435,318,600	-
		3,953,279,744	1,849,068,687	4,508,699,879	1,177,891,577
		(3,074,996,043)	(1,497,684,808)	(2,373,552,279)	(838,542,053)
		(417,944,112)	(375,400,783)	(363,146,880)	(337,339,045)
		-	-	-	-
	(46)	(59,233,014)	(53,610,145)	(1,038,318,896)	(24,916,793)
		(3,552,173,169)	(1,926,695,736)	(3,775,018,055)	(1,200,797,891)
		401,106,575	(77,627,049)	733,681,824	(22,906,314)
		151,973	37,132	373,852	6,214
	#fl	197,497,809	(556,619,500)	352,672,086	(956,598,389)
	£	966,943,466	1,523,562,966	425,488,551	1,382,086,940
		1,164,441,275	966,943,466	778,160,637	425,488,551

2014

()

2012	12	31	306,670,000	1,723,764,453	(769,101)	57,977,021	881,036,914	1,826,412	2,970,505,699	
			(1)	-	69,900,344	-	-	15,633,757	9,740,947	95,275,048
2013	1	1	306,670,000	1,793,664,797	(769,101)	57,977,021	896,670,671	11,567,359	3,065,780,747	
2013		()								
			-	-	-	-	615,067,873	(7,266,104)	607,801,769	
		(31)	-	-	(85,608)	-	-	(61,536)	(147,144)	
			-	-	(85,608)	-	615,067,873	(7,327,640)	607,654,625	
			-	-	-	-	-	45,000,000	45,000,000	
		(32)	-	-	-	47,475,662	(47,475,662)	-	-	
		(33)	-	-	-	-	(300,536,600)	-	(300,536,600)	
2013	12	31	306,670,000	1,793,664,797	(854,709)	105,452,683	1,163,726,282	49,239,719	3,417,898,772	
		()								
		1H '1€DA ^a								
2014	1	1	306,670,000	1,793,664,797	(854,709)	105,452,683	1,163,726,282	49,239,719	3,417,898,772	
		()								
			-	-	-	-	808,991,726	(3,749,717)	805,242,009	
		(31)	-	-	-	-	-	-	-	

0T/T.370/T.37.0053 -

1,228,655 T2

- 808,991,726

(3,165,492)

807, T1 614 Ct

&\$%

()

&\$% % %		306,670,000	1,761,934,742	-	57,977,021	471,723,194	2,598,304,957
&\$%							
		-	-	-	-	474,756,624	474,756,624
		-	-	-	-	474,756,624	474,756,624
		-	-	-	47,475,662	(47,475,662)	-
		-	-	-	-	(300,536,600)	(300,536,600)
&\$% % ' %		306,670,000	1,761,934,742	-	105,452,683	598,467,556	2,772,524,981
&\$% % %		306,670,000	1,761,934,742	-	105,452,683	598,467,556	2,772,524,981
&\$%							
		-	-	-	-	614,574,745	614,574,745
		-	-	373,946	-	-	373,946
		-	-	373,946	-	614,574,745	614,948,691
		-	-	-	61,457,475	(61,457,475)	-
		-	-	-	-	(306,670,000)	(306,670,000)
		306,670,000	(306,670,000)	-	-	-	-
&\$% % ' %		613,340,000	1,455,264,742	373,946	166,910,158	844,914,826	3,080,803,672

2014
()

fl Ț

(2)

2014					
2014	12	31			2014

(3)

	1	1	12	31
--	---	---	----	----

(4)

(5)

(a)

) () (

(b)

2014
()

fl Ț

(6)

(7)

2014
()

fl Ł

(8)

(a)

(b)

(9)

(a)

(i)

2014
(

)

0

2014
()

fl Ł

(9) fl Ł

(b)

()
()

(c)

2014
(

)

2014
()

fl Ł

(10) fl Ł

(b) ()

0%	0%
10%	5%
30%	30%
100%	100%

(c)

2014
()

fl Ł

(11) fl Ł

(c)

(d)

(e)

(12)

(a)

2014
(

)

fl 七

(12)

2014
()

fl ㄷ

(13)

fl ㄷ

2014
()

fl Ț

(14) fl Ț

(b)

2014
()

fl Ț

(15)

((19))

(16)

3

2014
()

fl Ț

(17) fl Ț

(c)

5

(d)

(e)

(f)

((19))

2014
()

fl 七

(18)

(19)

(20)

(a)

(b)

2014
()

fl Ł

(20) fl Ł

(b) fl Ł

cb)

2014
()

fl 七

(22)

(a)

(b)

(c)

2014
()

fl ㄷ

(23) fl ㄷ

(24)

()

()

2014
()

fl 七

(25)

(a)

(b)

(26)

(1)

(2)

(3)

2014

()

()

(27)

2014 39 —
 41 —
 —
 37 —
 2014 7 1

30 —

2 —
 40 —
 37 —
 33 —
 2014

9

2014

#

2014

()

()

(27)

()

39 —

2014

41 —

2014

2014
()

fl Ț

(28)

(a)

(i)

(ii)

(19)

) () ()

(iii)

2014

2014
()

fl Ł

(2)

2012

GF201211000077)

(
2012 2014

2013
2015

2014 15%

2014 30%

2013 2014 10 20 ORG
30% 2014 10 20 ORG ((2))

25%

2014
()

(1)

2014	12	31	2013	12	31
					()
		63,749			58,949
		1,164,377,526			966,884,517
		41,253,350			65,070,209
		1,865,565			147,730
		<u>1,205,694,625</u>			<u>1,032,013,675</u>

2014 12 31
65,070,209)

41,253,350 (2013 12 31

2014 12 31
38,782,822)

16,305,011 (2013 12 31
((17)(i))

(2)

2014	12	31	2013	12	31
		95,000,000			-
		9,082,116			57,394,555
		<u>104,082,116</u>			<u>57,394,555</u>

2014
()

fl Ł

(2) fl Ł

(a) 2014 12 31

2014 12 31

3,000,000

2014 12 31

3,000,000

(b) 2014 12 31

19,511,806

-

(3)

2014 12 31

2013 12 31

()

1,115,490,265

1,110,059,494

(13,899,805)

(3,436,958)

1,101,590,460

1,106,622,536

(a)

2014 12 31

2013 12 31

()

1,106,320,277

1,106,155,528

]

2014

()

2014

()

fl Ł

(3) fl Ł

(c) 2014 12 31

2,086,831	(2,086,831)	100.00%
4,724,380	(4,724,380)	100.00%
25,101,961	(4,665,537)	18.59%
<u>39,604,694</u>	<u>(2,060,127)</u>	<u>5.20%</u>
<u>71,517,866</u>	<u>(13,536,875)</u>	<u>18.93%</u>

(d)

2014 12 31		
1,041,613,622	-	-
<u>2,217,608</u>	<u>(221,761)</u>	<u>10.00%</u>
<u>1,043,831,230</u>	<u>(221,761)</u>	<u>0.02%</u>

2013 12 31 ()		
----------------	--	--

1,106,057,923	-	-
<u>627,030</u>	<u>(62,703)</u>	<u>10.00%</u>
<u>408</u>	<u>(122)</u>	<u>30.00%</u>

hSaYB

2014

()

fl Ł

(3) fl Ł

(e) 14,360,145

645,717

310,000

300,000

(f) 3,251,581

2014

ORG

1,985,201

417,390

195,525

160,447

116,334

2014
()

fl Ł

(3) fl Ł

(g) 2014 12 31

750,204,496 (157,220) 67.25%

(h) 2014 2013

(i) 2014 12 31 4,419,993 (2013 12 31
84,996,155) ((17)(i))

2013 12 31 304,975,291
((17)(iii))

(4)

2014 12 31 2013 12 31
()

45,282,366 2,690,277

6,452,375 11,636,629

1,583,119 689,559

54,400 303,173

- 3,000,000

7,116,397 6,640,644

60,488,657 24,960,282

(6,835,273) (8,494,253)

53,653,384 16,466,029

2014
()

fl Ț

(4) fl Ț

(a)

2014	12	31	2013	12	31
				()	
		53,033,774			15,888,948
		1,169,537			527,138
		387,035			-
		<u>5,898,311</u>			<u>8,544,196</u>
		<u>60,488,657</u>			<u>24,960,282</u>

(b)

2014 12 31			
5,200,000	8.60%	(5,200,000)	100.00%
53,886,282	89.08%	(232,898)	0.43%
<u>1,402,375</u>	<u>2.32%</u>	<u>(1,402,375)</u>	<u>100.00%</u>
<u>60,488,657</u>	<u>100.00%</u>	<u>(6,835,273)</u>	<u>11.30%</u>
2013 12 31 ()			
7,518,196	30.12%	(7,518,196)	100.00%
16,502,086	66.11%	(36,057)	0.22%

2014
()

fl Ł

(4) fl Ł

(c) 2014 12 31

2,900,000	(2,900,000)	100.00%
<u>2,300,000</u>	<u>(2,300,000)</u>	100.00%
5,200,000	(5,200,000)	100.00%

2014

()

fl Ț

(4) fl Ț

(f) 2,669,484

1,234,226

2014

()

fl Ł

(5)

(a)

2014 12 31			2013 12 31 ()		
272,642,401		98.23%	168,172,516		99.95%
4,899,909		1.77%	18,420		0.01%
-		-	61,340		0.04%
<u>277,542,310</u>		<u>100.00%</u>	<u>168,252,276</u>		<u>100.00%</u>

2014 12 31
79,760)

4,899,909 (2013 12 31

(b) 2014 12 31

181,014,252 65.22%

(6)

(a)

2014 12 31			2013 12 31 ()		
512,096,600	(2,563,276)	509,533,324	405,305,881	(8,328,640)	396,977,241
119,648,855	(2,457,635)	117,191,220	128,185,471	(4,266,506)	123,918,965
9,480,268	(219,713)	9,260,555	8,063,259	-	8,063,259
<u>641,225,723</u>	<u>(5,240,624)</u>	<u>635,985,099</u>	<u>541,554,611</u>	<u>(12,595,146)</u>	<u>528,959,465</u>

2014

()

fl Ł

(6) fl Ł

(b)

	2013			2014
	12 31			12 31
	8,328,640	2,786,995	(8,552,359)	2,563,276
	4,266,506	2,233,636	(4,042,507)	2,457,635
	-	219,713	-	219,713
	<u>12,595,146</u>	<u>5,240,344</u>	<u>(12,594,866)</u>	<u>5,240,624</u>

(c)

2014
()

fl Ț

(7)

2014	12	31	2013	12	31
		240,081			439,817
		120,675,698			84,204,982
		10,778,354			513,133
		<u>131,694,133</u>			<u>85,157,932</u>

(8)

2014	12	31	2013	12	31
					()

—	(a)	<u>500,000</u>	<u>500,000</u>
---	-----	----------------	----------------

(a)

2013
12 31
()

2014
12 31

—	<u>500,000</u>	<u>-</u>	<u>-</u>	<u>500,000</u>	<u>0.01%</u>	<u>50,000</u>
---	----------------	----------	----------	----------------	--------------	---------------

(b)

2014
()

()

(9)

	2013 12 31		2014 12 31
	-	52,916,597	- 52,916,597
	-	(1,628,428)	- (1,628,428)
	-	-	- -
	-	51,288,169	- 51,288,169
2014		1,628,428	(2013)
2014	52,916,597	(52,916,597)

2014

()

fl ₺

(10)

2013	12						
31	()	730,752,441	1,649,619,921	68,867,661	32,171,415	24,807,916	2,506,219,354
		223,217,362	462,592,416	19,438,020	5,837,805	20,639,772	731,725,375
		10,990,959	43,295,445	17,617,507	2,212,150	11,674,296	85,790,357
		212,226,403	419,296,971	1,820,513	3,625,655	8,965,476	645,935,018
		(53,319,852)	(49,826,572)	(2,816,726)	(368,503)	(160,541)	(106,492,194)
		(403,255)	(14,836,868)	(2,247,656)	(113,774)	(81,381)	(17,682,934)
		-	(5,136,764)	(569,070)	(96,554)	(52,393)	(5,854,781)
		-	(29,852,940)	-	(158,175)	(26,767)	(30,037,882)
		(52,916,597)	-	-	-	-	(52,916,597)
2014							
12	31	900,649,951	2,062,385,765	85,488,955	37,640,717	45,287,147	3,131,452,535

2013	12						
31	()	(63,637,036)	(407,262,586)	(24,927,893)	(11,352,073)	(13,271,421)	(520,451,009)
		(25,319,670)	(145,945,285)	(10,045,796)	(4,106,621)	(5,036,031)	(190,453,403)
		(25,319,670)	(145,945,285)	(10,045,796)	(4,106,621)	(5,036,031)	(190,453,403)
		65	33,871,155	1,485,158	283,361	128,401	35,768,140
		65	12,842,699	1,155,484	99,567	73,243	14,171,058
		-	1,547,394	329,674	62,659	34,675	1,974,402
		-	19,481,062	-	121,135	20,483	19,622,680
2014							
12	31	(88,956,641)	(519,336,716)	(33,488,531)	(15,175,333)	(18,179,051)	(675,136,272)

2013							
12	31	-	(18,212,138)	(257,438)	(44,243)	(17,718)	(18,531,537)
		-	(14,763,587)	-	(2,885)	(86,797)	(14,853,269)
		-	(14,763,587)	-	(2,885)	(86,797)	(14,853,269)
		-	5,620,939	239,397	33,894	17,718	5,911,948
		-	1,966,034	-	-	-	1,966,034
		-	3,589,370	239,397	33,894	17,718	3,880,379
		-	65,535	-	-	-	65,535
2014							
12	31	-	(27,354,786)	(18,041)	(13,234)	(86,797)	(27,472,858)

2014							
12	31	811,693,310	1,515,694,263	51,982,383	22,452,150	27,021,299	2,428,843,405
2013	12						
31	()	667,115,405	1,224,145,197	43,682,330	20,775,099	11,518,777	1,967,236,808

2014

()

()

(11)

SAP

	2014 12 31			2013 12 31 ()		
	234,203,136	-	234,203,136	100,147	-	100,147
	81,620,007	-	81,620,007	-	-	-
	9,268,560	-	9,268,560	-	-	-
	2,137,496	-	2,137,496	-	-	-
	1,487,074	-	1,487,074	14,069,160	-	14,069,160
	1,121,403	-	1,121,403	-	-	-
	711,838	-	711,838	118,637,023	-	118,637,023
	277,778	-	277,778	277,778	-	277,778
	-	-	-	32,910,291	-	32,910,291
	-	-	-	15,531,436	-	15,531,436
	-	-	-	15,306,328	-	15,306,328
	-	-	-	12,636,497	-	12,636,497
	-	-	-	10,547,940	-	10,547,940
	30,602,351	-	30,602,351	7,844,877	-	7,844,877
	<u>361,429,643</u>	-	<u>361,429,643</u>	<u>227,861,477</u>	-	<u>227,861,477</u>

2014

()

fl Ł

(11) fl Ł

(a)

	2013				2014							
	12	31			12	31						
	()	()	()						
	331,043,000	100,147	234,102,989	-	-	234,203,136	71%	72%	747,685	747,685	6%	(i)
	360,753,000	-	81,620,007	-	-	81,620,007	23%	23%	497,796	497,796	6%	(i)
	79,000,000	-	9,268,560	-	-	9,268,560	12%	12%	-	-	-	(i)
	88,214,500	-	68,801,082	(65,266,424)	(1,397,162)	2,137,496	78%	78%	-	-	-	(i)
	18,700,000	14,069,160	4,648,245	(17,230,331)	-	1,487,074	100%	99%	-	-	-	(i)
	34,970,000	-	14,943,846	(13,822,443)	-	1,121,403	58%	58%	-	-	-	(i)
	308,000,000	118,637,023	193,203,496	(311,128,681)	-	711,838	101%	99%	3,220,019	3,220,019	6%	(ii)
SAP	16,800,000	277,778	3,277,359		(3,277,359)	277,778	100%	99%	-	-	-	(i)
	354,713,800	32,910,291	50,476,960	(83,387,251)	-	-	98%	100%	110,475	110,475	6%	(ii)
	26,800,000	15,531,436	6,308,952	(21,840,388)	-	-	81%	100%	958,596	958,596	6%	(i)
	21,500,000	15,306,328	3,362,869	(18,669,197)	-	-	87%	100%	-	-	-	(i)
	14,300,000	12,636,497	1,615,090	(14,251,587)	-	-	100%	100%	-	-	-	(i)
	25,670,000	10,547,940	7,457,036	(18,004,976)	-	-	93%	100%	-	-	-	(i)
	39,455,000	-	38,875,157	(38,875,157)	-	-	99%	100%	-	-	-	(ii)
	-	7,844,877	68,627,508	(43,458,583)	(2,411,451)	30,602,351			-	-	-	(i)
		<u>227,861,477</u>	<u>786,589,156</u>	<u>(645,935,018)</u>	<u>(7,085,972)</u>	<u>361,429,643</u>			<u>5,534,571</u>	<u>5,534,571</u>		

(i)

(ii)

(b)

2014 12 31 2013 12 31

2014

()

fl Ț

(12)

2013						
12 31						
()	232,518,352	14,182,740	914,583	-		247,615,675
	-	3,819,171	-	16,302		3,835,473
	-	541,812	-	16,302		558,114
	-	3,277,359	-	-		3,277,359
	-	-	-	-		-
2014						
12 31	232,518,352	18,001,911	914,583	16,302		251,451,148

2013						
12 31						
()	(13,284,385)	(1,350,701)	(914,583)	-		(15,549,669)
	(4,651,872)	(1,655,557)	-	(1,902)		(6,309,331)
	(4,651,872)	(1,655,557)	-	(1,902)		(6,309,331)
	-	-	-	-		-
2014						
12 31	(17,936,257)	(3,006,258)	(914,583)	(1,902)		(21,859,000)

2014						
12 31	214,582,095	14,995,653	-	14,400		229,592,148
2013						
12 31	219,233,967	12,832,039	-	-		232,066,006

2014
()

fl Ł

(12) fl Ł

2014 12 31 2013 12 31

2014 6,309,331 (2013 () 4,218,966)

2014 98,596,080 (2013 95,628,236)

2014 12 31 22,474,312 (24,340,410)(2013
12 31 15,590,909 17,080,991)
((17)(i) 2013 12 31 ()
45,839,191 (54,223,859) ((26)(i)

(13)

	2013 12 31 ()		2014 12 31	
	4,649,464	9,662,709	(2,779,423)	11,532,750
	-	1,397,162	(53,205)	1,343,957
	-	3,807,195	(528,777)	3,278,418
	713,097	18,071	(500,300)	230,868
	<u>5,362,561</u>	<u>14,885,137</u>	<u>(3,861,705)</u>	<u>16,385,993</u>

2014
()

fl Ł

(14)

(a)

	2014	12	31	2013	12	31	()
	49,140,034		9,715,907	24,423,572		4,671,898	
	62,289,023		11,450,102	41,485,699		7,310,993	
	19,037,477		3,035,851	-		-	
	4,493,718		848,525	3,660,801		549,120	
	-		-	2,712,339		678,084	
	<u>134,960,252</u>		<u>25,050,385</u>	<u>72,282,411</u>		<u>13,210,095</u>	

1 (1
)
1

	14,626,584	8,125,840
	<u>10,423,801</u>	<u>5,084,255</u>
	<u>25,050,385</u>	<u>13,210,095</u>

(b)

	2014	12	31	2013	12	31	()
			25,129,297			14,925,812	
			<u>39,817,367</u>			<u>53,986,271</u>	
			<u>64,946,664</u>			<u>68,912,083</u>	

(c)

	2014	12	31	2013	12	31	()
2015			3,177,304			3,177,304	
2016			7,116,243			7,116,243	
2017			8,214,007			11,436,740	
2018			11,281,850			31,383,492	
2019			10,027,963			-	
			<u>39,817,367</u>			<u>53,113,779</u>	

2014

()

fl ₺

(15)

	2013				2014
	12	31			12 31
	()				
	11,931,211	15,419,606	(680,774)	(5,921,065)	20,748,978
	3,436,958	14,360,145	(645,717)	(3,251,581)	13,899,805
	8,494,253	1,045,561	(35,057)	(2,669,484)	6,835,273
	-	13,900	-	-	13,900
	12,595,146	5,240,344	-	(12,594,866)	5,240,624
	18,531,537	14,853,269	-	(5,911,948)	27,472,858
	<u>43,057,894</u>	<u>35,513,219</u>	<u>(680,774)</u>	<u>(24,427,879)</u>	<u>53,462,460</u>

(16)

	2014	12	31	2013	12	31
			5,480,500			1,883,000
			135,846,752			152,872,374
			<u>141,327,252</u>			<u>154,755,374</u>

(17)

	2014	12	31	2013	12	31
(i)			61,126,682			150,000,000
(i)			179,712,343			172,644,917
(ii)			214,542,500			174,000,000
(iii)			-			170,000,000
			495,500,000			300,000,000
			<u>950,881,525</u>			<u>966,644,917</u>

2014
()

fl Ł

(17) fl Ł

(i)

2014 12 31

((1))	((3)(i))	((10))	((12))
--------	-----------	---------	---------

<u>240,839,025</u>	<u>16,305,011</u>	<u>4,419,993</u>	<u>82,369,256</u>	<u>76,483,688</u>	<u>24,340,410</u>	<u>22,474,312</u>
--------------------	-------------------	------------------	-------------------	-------------------	-------------------	-------------------

2013 12 31

((1))	((3)(i))	((10))	((12))
--------	-----------	---------	---------

<u>322,644,917</u>	<u>38,782,822</u>	<u>84,996,155</u>	<u>91,526,718</u>	<u>84,302,425</u>	<u>17,080,991</u>	<u>15,590,909</u>
--------------------	-------------------	-------------------	-------------------	-------------------	-------------------	-------------------

(ii) 2014 12 31

2014 12 31

2013 12 31

214,542,500

174,000,000

2014
()

fl Ț

(19)

2014	12	31	2013	12	31
					()
		50,000			-
		<u>11,624,634</u>			<u>11,595,160</u>
		<u>11,674,634</u>			<u>11,595,160</u>

2014 12 31 2013 12 31

(20)

	2014	12	31	2013	12	31
						()
(a)			83,788,056			63,896,184
(b)			<u>2,524,627</u>			<u>2,165,980</u>
			<u>86,312,683</u>			<u>66,062,164</u>

(a)

	2013			2014	
	12	31		12	31
					()
	45,249,026	250,241,707	(229,542,202)	65,948,531	
	1,129,772	22,959,918	(23,019,267)	1,070,423	
	1,438,259	19,329,456	(19,132,246)	1,635,469	
	1,256,317	14,258,009	(14,079,993)	1,434,333	
	92,703	2,891,903	(2,859,646)	124,960	
	89,239	2,179,544	(2,192,607)	76,176	
	4,523,173	16,259,581	(16,319,891)	4,462,863	
	4,331,470	4,845,142	(5,629,271)	3,547,341	
	7,111,937	-	(119)	7,111,818	
	<u>112,547</u>	<u>2,079,710</u>	<u>(2,180,646)</u>	<u>11,611</u>	
	<u>63,896,184</u>	<u>315,715,514</u>	<u>(295,823,642)</u>	<u>83,788,056</u>	

2014
()

fl £

(20) fl £

(b)

2013		2014	
12	31	12	31
()			
1,836,304	30,924,399	(30,591,416)	2,169,287
329,676	2,109,533	(2,083,869)	355,340
<u>2,165,980</u>	<u>33,033,932</u>	<u>(32,675,285)</u>	<u>2,524,627</u>

(21)

2014	12	31	2013	12	31
				()	
	36,291,114		28,084,167		
	64,888		36,379		
	45,624,099		46,937,624		
	2,429,035		1,966,394		
	1,556,753		996,471		
	6,434,019		4,938,325		
	<u>92,399,908</u>		<u>82,959,360</u>		

(22)

2014	12	31	2013	12	31
	892,728		61,369		
	14,375,000		-		
	2,734,666		2,749,950		
	<u>18,002,394</u>		<u>2,811,319</u>		

2014
()

fl Ł

(23)

	2014	12	31	2013	12	31
			19,916,479			-
()			7,374,640			-
			2,212,936			-
			<u>29,504,055</u>			<u>-</u>

2014 12 31

(24)

	2014	12	31	2013	12	31
					()	
(a)(5)			9,837,880			-
			21,748,080		13,939,750	
			87,068,244		125,200,892	
			-		2,230,427	
			14,679,450		24,830,046	
			-		41,753,015	
			16,480,830		22,984,650	
			<u>149,814,484</u>		<u>230,938,780</u>	

2014 12 31
31 () 2,100,000)

7,537,189 (2013 12

(a) 2014 12 31

2014
(

)

fl Ł

(25)

2014	12	31	2013	12	31
					()

(a)

	<u>75,399,520</u>	<u>129,659,862</u>
--	-------------------	--------------------

(a)

2014	12	31	2013	12	31
					()

5,453,140

24,423,964

9,746,380

34,235,898

60,200,000

71,000,000

75,399,520

129,659,862

(26)

2014
()

fl Ț

(26)

	2014	12	31	2013	12	31
				()		
(i)		14,945,881			44,422,373	
(i)		9,746,380			43,008,926	
(ii)		384,400,000			154,500,000	
		150,000,000			-	
		<u>559,092,261</u>			<u>241,931,299</u>	
	((25))				
		(5,453,140)			(24,423,964)	
		(9,746,380)			(34,235,898)	
		<u>(60,200,000)</u>			<u>(71,000,000)</u>	
		<u>(75,399,520)</u>			<u>(129,659,862)</u>	
		9,492,741			19,998,409	
		-			8,773,028	
		324,200,000			83,500,000	
		150,000,000			-	
		<u>483,692,741</u>			<u>112,271,437</u>	

2014
()

fl Ł

(26) fl Ł

(i)

2014 12 31

((10)) ((12))

24,692,261 198,273,238 169,622,813 - -

2013 12 31 ()

((10)) ((12))

87,431,299 343,866,987 286,128,735 54,223,859 45,839,191

(ii) 2014 12 31

2014 12 31

2013 12 31

280,500,000

119,500,000

(
CE

2014
()

fl ₺

(27)

2013 12 31				2014 12 31
-	494,000,000	1,205,000	-	495,205,000

2014
()

fl ￦

(29)

2013 12 31						2014 12 31	
<u>306,670,000</u>	<u>-</u>	<u>-</u>	<u>306,670,000</u>	<u>-</u>	<u>306,670,000</u>	<u>613,340,000</u>	
2012 12 31						2013 12 31	
<u>306,670,000</u>	<u>-</u>	<u>-</u>	<u>-</u>	<u>-</u>	<u>-</u>	<u>306,670,000</u>	
2014 4 18			306,670,000		10	10	2014 5
14			613,340,000				

2014
()

fl Ț

(30)

	2013 12 31 ()			2014 12 31
(a)	1,783,353,097	-	(381,232,100)	1,402,120,997
-	<u>10,311,700</u>	-	-	<u>10,311,700</u>
	<u>1,793,664,797</u>	<u>-</u>	<u>(381,232,100)</u>	<u>1,412,432,697</u>

	2012 12 31 ()			2013 12 31 ()
	1,783,353,097	-	-	1,783,353,097
-	<u>10,311,700</u>	-	-	<u>10,311,700</u>
	<u>1,793,664,797</u>	<u>-</u>	<u>-</u>	<u>1,793,664,797</u>

(a) 2014 4 18 306,670,000
10 10 306,670,000 ((29))

2014 74,562,100
((1)(b))

2014
(

)

fl Ț

(31)

2013
12 31

2014
12 31

2014

2014

2014
()

fl Ł

(33)

		2014	2013 ()
(a)	()	1,163,726,282	881,036,914
		-	15,633,757
	()	1,163,726,282	896,670,671
		808,991,726	615,067,873
	(b)	(355,613,637)	(300,536,600)
	((32))	(61,457,475)	(47,475,662)
		<hr/> 1,555,646,896	<hr/> 1,163,726,282

2014
()

fl ￦

(34)

	2014	2013 ()
(a)	5,353,829,981	4,575,726,501
(b)	<u>100,801,351</u>	<u>92,698,486</u>
	<u>5,454,631,332</u>	<u>4,668,424,987</u>
	2014	2013 ()
(a)	3,670,849,754	3,209,647,948
(b)	<u>93,929,474</u>	<u>87,593,119</u>
	<u>3,764,779,228</u>	<u>3,297,241,067</u>

(a)

2014		2013 ()	
4,371,921,585	2,841,805,132	3,825,301,938	2,570,160,332
<u>218,570,680</u>	<u>205,467,590</u>	<u>246,566,273</u>	<u>229,946,970</u>
4,590,492,265	3,047,272,722	4,071,868,211	2,800,107,302
670,286,990	557,519,748	402,163,995	337,273,952
<u>93,050,726</u>	<u>66,057,284</u>	<u>101,694,295</u>	<u>72,266,694</u>
<u>5,353,829,981</u>	<u>3,670,849,754</u>	<u>4,575,726,501</u>	<u>3,209,647,948</u>

2014
()

fl ￦

(34)

fl ￦

(b)

2014		2013 ()	
51,915,071	50,891,803	59,810,439	61,401,960
48,886,280	43,037,671	32,888,047	26,191,159
<u>100,801,351</u>	<u>93,929,474</u>	<u>92,698,486</u>	<u>87,593,119</u>

(35)

2014

2013
()

1,045,977	631,834	5%	
18,504,195	15,453,527		5% 7%
8,400,442	7,216,477		3%
5,600,295	4,699,016		2%
3,390,942	3,874,742		0.084% 1%

2014
()

fl ￦

(37)

2014	2013 ()
108,337,580	88,924,057
54,460,982	56,692,359
5,152,625	3,976,413
14,933,603	14,503,950
18,469,905	14,750,428
5,638,235	3,878,475
1,005,710	1,026,787
46,231,462	26,504,629
14,598,619	11,519,040
98,596,080	95,628,236
37,133,872	22,035,196
<u>404,558,673</u>	<u>339,439,570</u>

(38)

2014	2013 ()
101,236,172	96,303,569
(9,144,293)	(17,029,065)
214,560	(2,430,643)
3,561,313	2,618,860
<u>95,867,752</u>	<u>79,462,721</u>

2014
()

fl Ț

(39)

2014	2013 ()
3,319,252,814	2,990,670,968
348,749,446	271,051,452
190,453,403	137,371,175
75,335,200	60,656,699
69,304,025	74,230,980
91,872,024	64,388,532
49,295,854	28,284,787
44,895,525	30,744,012
15,630,392	11,616,742
15,086,210	17,854,808
6,309,331	4,218,966
1,628,428	-
58,562,602	65,822,512
<u>4,286,375,254</u>	<u>3,756,911,633</u>

(40)

2014	2013
(2)) 7,116,625	-
50,000	35,000
1,054,246	-
<u>8,220,871</u>	<u>35,000</u>

(41)

2014	2013 ()
14,428,832	3,058,078
5,240,344	15,385,816
14,853,269	7,961,277
<u>34,522,445</u>	<u>26,405,171</u>

2014
()

fl Ł

(42)

2014

	1,681,780	1,681,780
(a)	28,003,731	28,003,731
	2,626,564	2,626,564
	<u>32,312,075</u>	<u>32,312,075</u>

2013

() ()

	375,491	375,491
(a)	13,490,945	13,490,945
	3,749,701	3,749,701
	<u>17,616,137</u>	<u>17,616,137</u>

(a)

2014	2013	/
	()	
22,340,220	4,681,999	
4,461,108	6,395,339	
1,202,403	2,413,607	
<u>28,003,731</u>	<u>13,490,945</u>	

2014
(

)

	2014			
	()
		fl ￡		
(44)		fl ￡		
			2014	2013
				()
	25%		1,035,804,676	788,062,862
			258,951,169	197,015,716
	25%		(23,873,256)	(34,906,802)
			(1,528,213)	5,377
			6,721,658	9,353,313
			(9,480,833)	(3,756,333)
			8,789,315	14,393,778
			(8,095,011)	(6,479,478)
			(922,162)	4,635,522
			<u>230,562,667</u>	<u>180,261,093</u>
(45)				
(a)				
			2014	2013
				()
			808,991,726	615,067,873
			613,340,000	613,340,000
			<u>1.32</u>	<u>1.00</u>
—			1.32	1.00
—			-	-

2014
()

fl ￡

(45) fl ￡

(b)

(2013) 2014

(46)

(a)

2014

2013

()

9,144,293

20,525,046

26,801,328

11,077,338

11,962,537

6,624,625

2,632,804

-

4,440,031

-

6,584,373

7,371,716

61,565,366

45,598,725

(b)

2014

2013

()

127,360,644

89,755,595

95,472,604

71,090,066

71,140,560

73,069,766

69,905,169

67,460,503

54,319,184

26,504,629

34,449,378

28,915,742

8,663,816

17,730,439

1,912,088

1,161,596

1,904,456

1,787,824

1,231,000

667,922

11,537,586

478,808

477,896,485

378,622,890

2014
()

fl ￦

(46)

fl ￦

(c)

2014

2013

19,091,660

-

1,760,147

-

20,851,807

-

(d)

2014

2013

30,591,348

-

9,189,331

-

39,780,679

-

(e)

2014

2013

()

17,480,000

31,379,125

(f)

2014

2013

()

-

39,935,480

59,233,014

13,674,665

59,233,014

53,610,145

2014
()

(47)

(a)

	2014	2013 ()
	805,242,009	607,801,769
	34,522,445	26,405,171
	190,453,403	137,371,175
	6,309,331	4,218,966
	1,628,428	-
	3,861,705	1,320,666
()/	(458,657)	616,823
	100,320,462	73,566,228
	(8,220,871)	(35,000)
	(11,840,290)	(5,589,715)
	(1,202,403)	(1,927,114)
	(112,265,978)	(39,477,381)
	(209,214,902)	(187,947,051)

2014			
()	
	fl ￦		
(47)	fl ￦		
(b)			
(i)			
			2014
			64,724,220
			9,978,520
			21,702,500
			13,944,700
			19,098,500
			<u>64,724,220</u>
2014			
			13,450,200
			21,702,500
			13,944,700
			25,464,700
			<u>74,562,100</u>
		2014	2013
		74,745,646	-
		160,945,544	-
		(151,998,621)	-
		(26,171,438)	-
		<u>57,521,131</u>	<u>-</u>

2014
 ()
 fl Ł
 (47) fl Ł
 (b) ()
 (ii)

		2014
		1,003,555
ORG		1,003,555
		(154,758)
ORG		(154,758)
		<u>848,797</u>

2014		2014
ORG		<u>1,003,771</u>

	2014	2013
	3,040,989	-
	-	-
	(14,665,999)	-
	-	-
	<u>(11,625,010)</u>	<u>-</u>

2014
()

fl Ł

(47) ()

(c)

	2014 12 31	2013 12 31 ()
	1,164,441,275	966,943,466
	63,749	58,949

2014
(

)

(1)

(a)

2014 1 1 2014 1 1 2013

	2014							
	()				
		()					
(1)		()					
(b)								
	-							
	13,450,200	21,702,500	13,944,700	25,464,700	74,562,100			
(c)								
(i)								
							2013	
							12	31
						8,072,253	3,394,085	
						16,362,661	18,387,675	
						3,484,016	4,767,502	
						674,767	182,570	
						24,290,386	29,432,946	
						6,403	8,675	
						3,893,947	4,490,031	
						(8,785,074)	(11,337,442)	
						(5,324,762)	(9,397,220)	
						(1,765,685)	(1,496,601)	
						(29,505,826)	-	
						(717,151)	(1,170,399)	
						<u>10,685,935</u>	<u>37,261,822</u>	
						<u>(801,445)</u>	<u>(2,794,637)</u>	
						<u>9,884,490</u>	<u>34,467,185</u>	

	2014		
	()	
	()		
(1)	()		
(c)		()	
(ii)			
			2013
			12 31
		601,584	1,227,135
		6,417,784	8,904,455
		842,105	530,884
		29,470	201,250
		22,617,181	24,396,202
		10,178,392	10,393,177
		10,650	19,100
		-	(8,000,000)
		(14,544,053)	(10,169,894)
		(560,440)	(349,282)
		-	-
		(155,639)	(767,351)
		<u>25,437,034</u>	<u>26,385,676</u>
		<u>(6,359,258)</u>	<u>(6,596,419)</u>
		<u>19,077,776</u>	<u>19,789,257</u>

	2014		
	()	
	()		
(1)	()		
(c)		()	
(iii)			
			2013
			12 31
		4,763,020	2,848,872
		24,006,915	18,964,672
		2,012,131	1,609,007
		2,083,028	157,412
		11,576,866	13,425,747
		-	32,500
		(3,900,000)	-
		(4,742,700)	(5,334,374)
		(491,589)	(1,130,774)
		(21,650,747)	-
		(1,171,521)	(1,137,947)
		<u>12,485,403</u>	<u>29,435,115</u>
		<u>12,485,403</u>	<u>29,435,115</u>

	2014		
	()	
	()		
(1)	()		
(c)		()	
(iv)			
			2013
			12 31
		22,816	5,029,777
		1,846,536	6,077,598
		2,771,171	2,130,616
		755,389	463,370
		78,782,367	83,364,980
		9,489,352	9,684,498
		100,000	-
		(6,597,904)	(8,660,968)
		(69,785,381)	(78,134,803)

2014

()

()

(2)

(a)

2014
 ()
 ()
 (2) ()
 (b)
 (i) ORG

	1,003,771
ORG	<u>(6,763,431)</u>
	7,767,202
	<u>(650,577)</u>
	<u>7,116,625</u>

(3)

2014

2014	1	28	2,000,000
2014	2	10	72,450,000
2014	3	4	200,000,000
2014	7	24	7,000,000
2014	10	8	50,000,000
2014	12	18	6,000,000

2014 12 31

2014
(

)

(1)

(a)

)

(

100%

-

2014

(

2014

()

2014

()

()

(1)

()

(b)

()

2014 12 31						2013 12 31					
79,681,379	242,510,179	322,191,558	129,303,439	-	129,303,439	99,411,899	357,277	99,769,176	87,011	-	87,011
74,796,382	68,071,453	142,867,835	56,557,830	-	56,557,830	-	-	-	-	-	-
7,729,859	32,565,727	40,295,586	15,272,631	-	15,272,631	10,863,724	34,808,480	45,672,204	19,286,527	-	19,286,527
<u>27,487,936</u>	<u>27,336,089</u>	<u>54,824,025</u>	<u>36,632,873</u>	<u>5,530,712</u>	<u>42,163,585</u>	<u>26,731,832</u>	<u>33,931,651</u>	<u>60,663,483</u>	<u>12,064,220</u>	<u>11,337,442</u>	<u>23,401,662</u>
<u>189,695,556</u>	<u>370,483,448</u>	<u>560,179,004</u>	<u>237,766,773</u>	<u>5,530,712</u>	<u>243,297,485</u>	<u>137,007,455</u>	<u>69,097,408</u>	<u>206,104,863</u>	<u>31,437,758</u>	<u>11,337,442</u>	<u>42,775,200</u>
2014						2013					
-	(6,794,046)	(6,794,046)	(12,119,933)	-	(317,835)	(317,835)	(246,062)				
44,329,643	(3,689,995)	(3,689,995)	(7,877,675)	-	-	-	-				
10,710,990	(1,362,721)	(1,362,721)	671,937	7,717,890	(2,204,571)	(2,204,571)	4,036,339				
<u>44,645,230</u>	<u>4,904,444</u>	<u>4,904,444</u>	<u>8,021,523</u>	<u>43,360,848</u>	<u>2,683,352</u>	<u>2,683,352</u>	<u>9,112,151</u>				
<u>99,685,863</u>	<u>(6,942,318)</u>	<u>(6,942,318)</u>	<u>(11,304,148)</u>	<u>51,078,738</u>	<u>160,946</u>	<u>160,946</u>	<u>12,902,428</u>				

2014
()

(26)

			2014	
(2013		3,482,728)	
2014			10%	4
	3,880,014,480	(2013	3,297,073,126)
71.13%	(2013	()	70.62%	

(1)

(a)

(b)

2013	12	31		2014	12	31
		30,000,000	-			30,000,000

(c)

	<u>2014</u>	<u>12</u>	<u>31</u>		<u>2013</u>	<u>12</u>	<u>31</u>
	47.894%		47.894%		46.394%		46.394%

(2)

2014
()

fl Ł

(3)

()

2014
()

fl Ț

(4)

(a)

2014 2013 ()

2014
(

)

fl 七

2014
(

))

2014
()

fl Ł

(2)

2014	12	31	2013	12	31
		19,771,181			8,614,704
		15,012,337			4,250,000
		10,109,719			4,250,000
		<u>18,980,188</u>			<u>13,989,267</u>
		<u>63,873,425</u>			<u>31,103,971</u>

(1)

(a) 2015 3

2014
(

)

)

(

(1)

(a)

)

(

2014

2014
()

fl Ł

(1) fl Ł

(a) ()

2014 12 31 2013 12 31

2014 12 31

2014
(

)

fl 七

(1)

fl 七

(b)

2014
()

fl ￦

(2) fl ￦

2014 12 31 (2013 12 31 ￦

(3)

	2014 12 31			
-				
	972,263,828	-	-	972,263,828
	648,843,897	-	-	648,843,897
()	111,283,742	457,596,537	46,264,149	615,144,428
	36,000,000	36,000,000	520,125,000	592,125,000
	18,002,394	-	-	18,002,394
	29,504,055	-	-	29,504,055
	<u>1,815,897,916</u>	<u>493,596,537</u>	<u>566,389,149</u>	<u>2,875,883,602</u>
	2013 12 31 ()			
-				
	980,204,204	-	-	980,204,204
	793,309,850	-	-	793,309,850
()	141,983,798	18,034,725	109,271,539	269,290,062
	2,811,319	-	-	2,811,319
	<u>1,918,309,171</u>	<u>18,034,725</u>	<u>109,271,539</u>	<u>2,045,615,435</u>

2014
()

(1)

2014 12 31 2013 12 31

(2)

2014

()

fl Ț

(1) fl Ț

(b) ()

	2013 12 31			
	4,372,031	0.85%	(4,372,031)	100.00%
	513,079,299	98.98%	-	-
	<u>889,697</u>	<u>0.17%</u>	<u>(889,697)</u>	<u>100.00%</u>
	<u>518,341,027</u>	<u>100.00%</u>	<u>(5,261,728)</u>	<u>1.02%</u>

(c) 2014 12 31

	2,086,831	(2,086,831)	100.00%
	4,724,380	(4,724,380)	100.00%
	7,927,587	(1,533,901)	17.23%
	<u>12,342,602</u>	<u>(1,902,907)</u>	<u>15.42%</u>
	<u>27,081,400</u>	<u>(10,248,019)</u>	<u>37.84%</u>

(d)

	2014 12 31			
	396,376,219	99.45%	-	-
	<u>2,211,242</u>	<u>0.55%</u>	<u>(221,124)</u>	<u>10.00%</u>
	<u>398,587,461</u>	<u>100.00%</u>	<u>(221,124)</u>	<u>0.06%</u>
	2013 12 31			
	<u>513,079,299</u>	<u>100.00%</u>	-	-

2014
()

fl £

(1) fl £

(e) 8,692,312 610,000

2014

300,000
310,000

(f) 2,874,897

ORG

1,985,201
417,390
195,525
160,447
116,334

(g) 2014 12 31

306,485,302

(1,902,907)

72.00%

2014
(

)

fl 七

(2)

2014	12	31	2013	12	31
1,769,044,830			1,548,298,283		
4,018,533			-		
989,303			485,800		
762,375			2,318,196		
54,400			303,173		
1,484,423			2,753,779		
<u>1,776,353,864</u>			<u>1,554,159,231</u>		
(774,243)			(2,618,196)		
<u>1,775,579,621</u>			<u>1,551,541,035</u>		

(a)

2014	12	31	2013	12	31
1,776,116,504			1,551,541,035		
237,360			-		
-			-		
-			2,618,196		
<u>1,776,353,864</u>			<u>1,554,159,231</u>		

(b)

2014		12	31	2013		12	31
1,775,591,489	99.96%	(11,868)	0.00%	1,551,541,035	99.83%	-	-
762,375	0.04%	(762,375)	100.00%	2,318,196	0.15%	(2,318,196)	100.00%
<u>1,776,353,864</u>	<u>100.00%</u>	<u>(774,243)</u>	<u>0.04%</u>	<u>300,000</u>	<u>0.02%</u>	<u>(300,000)</u>	<u>100.00%</u>
2013		12	31	2013		12	31
1,551,541,035	99.83%	-	-	1,551,541,035	99.83%	-	-
2,318,196	0.15%	(2,318,196)	100.00%	2,318,196	0.15%	(2,318,196)	100.00%
300,000	0.02%	(300,000)	100.00%	300,000	0.02%	(300,000)	100.00%
<u>1,554,159,231</u>	<u>100.00%</u>	<u>(2,618,196)</u>	<u>0.17%</u>	<u>1,554,159,231</u>	<u>100.00%</u>	<u>(2,618,196)</u>	<u>0.17%</u>

2014
()

fl ￦

(2) fl ￦

(f) 2014 12 31

526,765,262	29.65%	-
325,791,694	18.34%	-
321,948,934	18.12%	-
210,299,015	11.84%	-
118,594,822	6.58%	-
<u>1,503,399,727</u>	<u>84.63%</u>	<u>-</u>

(3)

	2014 12 31	2013 12 31
(a)	1,160,722,712	775,730,926
	<u>(23,755,837)</u>	<u>(31,214,051)</u>
	<u>1,136,966,875</u>	<u>744,516,875</u>

2014

()

fl Ł

(3) fl Ł

(a)

	2013	12	31		()	2014	12	31		
		11,907,207	-	-	-	11,907,207			(13,755,837)	-
		-	-	-	-	-			(10,000,000)	-
		41,319,920	-	-	-	41,319,920			-	-
		83,344,070	-	-	-	83,344,070			-	-
		49,371,693	-	-	-	49,371,693			-	-
		38,573,985	-	-	-	38,573,985			-	-
ORG		-	(7,458,214)	-	7,458,214	-			-	-
		200,000,000	-	-	-	200,000,000			-	-
		10,000,000	-	-	-	10,000,000			-	-
		150,000,000	-	-	-	150,000,000			-	-
		50,000,000	-	-	-	50,000,000			-	-
		5,000,000	-	-	-	5,000,000			-	-
		50,000,000	-	-	-	50,000,000			-	-
		55,000,000	55,000,000	-	-	110,000,000			-	-
		-	2,000,000	-	-	2,000,000			-	-
		-	72,450,000	-	-	72,450,000			-	-
		-	200,000,000	-	-	200,000,000			-	-
		-	7,000,000	-	-	7,000,000			-	-
		-	50,000,000	-	-	50,000,000			-	-
		-	6,000,000	-	-	6,000,000			-	-
		<u>744,516,875</u>	<u>392,450,000</u>	<u>(7,458,214)</u>	<u>-</u>	<u>7,458,214</u>	<u>1,136,966,875</u>	<u>(23,755,837)</u>	<u>-</u>	<u>-</u>

2014
()

fl ￦

(4)

2014		2013	
2,286,676,443		2,390,443,716	
<u>96,913,708</u>		<u>95,980,602</u>	
<u>2,383,590,151</u>		<u>2,486,424,318</u>	
2014		2013	
1,593,765,196		1,712,558,107	
<u>97,286,445</u>		<u>97,084,552</u>	
<u>1,691,051,641</u>		<u>1,809,642,659</u>	

(a)

2014		2013	
2,148,097,916	1,461,117,222	2,191,605,919	1,527,603,205
<u>138,578,527</u>	<u>132,647,974</u>	<u>198,837,797</u>	<u>184,954,902</u>
<u>2,286,676,443</u>	<u>1,593,765,196</u>	<u>2,390,443,716</u>	<u>1,712,558,107</u>

(b)

2014		2013	
90,517,503	91,056,001	89,814,565	91,668,513
<u>6,396,205</u>	<u>6,230,444</u>	<u>6,166,037</u>	<u>5,416,039</u>
<u>96,913,708</u>	<u>97,286,445</u>	<u>95,980,602</u>	<u>97,084,552</u>

2014
(

)

fl 7

(5)

2014

2013

2014
()

	2014	2013 ()
/()	459,507	(616,078)
	27,777,600	13,246,215
	2,907,463	981,110
	7,116,625	-
	1,054,246	-
	610,000	-
	816,966	2,261,943
()	<u>255,803,407</u>	<u>217,370,977</u>
	<u>296,545,814</u>	<u>233,244,167</u>
	<u>(58,497,574)</u>	<u>(44,744,460)</u>
()	<u>(78,227)</u>	<u>349,891</u>
	<u>237,970,013</u>	<u>188,849,598</u>

1

2008

2014
()

		2014				2013	
		2014					
		2013					
		2014					
		2013					
		2014					
		2013					
		2014					
		2013					
		2014					
		2013					
	()						
		22.57	19.30	1.32	1.00	1.32	1.00
		15.93	13.38	0.93	0.69	0.93	0.69

2014
((27))

2013 1 1

2013 1 1

2 —

2015
2015

()