



2015

2016 03

2015

SDR

20

2015

2001

“

”

“

”

6

2015

2008

2015

| | 2015 | 12 | 31 |
|--------------------|-----------|-----------|------------|
| 981,344,000 | 10 | | 4.5 |
| 4 | | 10 | 10 |

| | |
|-------|-----|
| | 3 |
| | 8 |
| | 13 |
| | 17 |
| | 37 |
| | 61 |
| | 71 |
| | 72 |
| | 80 |
| | 208 |

1.

2.

3.

4.

6 = ¢ . ¥

| | | |
|--|---|--------|
| | | 002701 |
| | | |
| | | |
| | | |
| | ORG Packaging Co.,Ltd. | |
| | | |
| | | |
| | 101407 | |
| | | |
| | 101407 | |
| | http://www.orgpackaging.com | |
| | zqb@orgpackaging.com | |

Â =6Š31 ð Â6Š31 ĩ E

| | |
|---------------------|--|
| 6ò= ¥ ŽMaŠ y6ZM`bnð | |
| | |
| | |

É = - ? ©Cz ĩ

¢ .6ŽB-,° PAx > Á x v

| | | | |
|--|-----|---|----|
| | | | |
| | 202 | 2 | 11 |
| | | | |

 $\xi = q? \cdot PAx \mid \alpha \hat{A}CX x = =$

| | | | | |
|--|------|------|--|------|
| | 2015 | 2014 | | 2013 |
|--|------|------|--|------|

9 = <™ Ü q?-CX x = =

| | | | | |
|--|---------------|---------------|---------------|---------------|
| | | | | |
| | 1,665,842,376 | 1,651,884,682 | 1,817,584,430 | 1,527,041,605 |

$6 = \hat{U} \in U \gg \phi. \hat{A},^0 q? \cdot P \times$

$\hat{A} = q? \cdot Cz \acute{Y}H] L \hat{u} \grave{e}$

| | |
|--|--|
| | |
| | |
| | |
| | |
| | |

$? = n \grave{u}1 \grave{c} \tilde{N} < \acute{A}E$

“

”

0001 850744.24 1.94434828140063715205200583360030748609400233008104098805 169

The Canmaker Summit 2015

“ 4.0”

“ 4.0”

6 = ,F&

2015

6.9%

“ ”

1

666,235.31

22.14%

129,587.88

28.69%

101,697.68

25.71%

2

2016

3

Bottle Can

Slim Can

4.

DR

The Canmaker Summit 2015

5.

NHL

$\hat{A} = q: [P x < \mathcal{A}E$

= $\int F \&$

“ ” “ ”

= $l \triangleright D F b$

| | | | | |
|--|--|------|------|--|
| | | | | |
| | | 2015 | 2014 | |
| | | | | |
| | | | | |

| | | | | | |
|---|---------------|--------|---------------|--------|---------|
| | 239,860,634 | 3.60% | 100,801,351 | 1.84% | 137.95% |
| | | | | | |
| - | 5,174,052,597 | 77.67% | 4,371,921,585 | 80.15% | 18.35% |
| - | 277,853,778 | 4.17% | 218,570,680 | 4.01% | 27.12% |
| - | 874,318,414 | 13.12% | 670,286,990 | 12.29% | 30.44% |

1.05

0.28

μ: [P F b ° F

>, P Â Ý ÷ <2±

| | | 2015 | | 2014 | | |
|--|--|---------------|--------|---------------|--------|---------|
| | | | | | | |
| | | 4,073,906,512 | 92.89% | 3,604,792,470 | 95.76% | 13.01% |
| | | 72,705,438 | 1.66% | 66,057,284 | 1.75% | 10.06% |
| | | 239,044,771 | 5.45% | 93,929,474 | 2.49% | 154.49% |

| | | 2015 | | 2014 | | |
|---|--|---------------|--------|---------------|--------|---------|
| | | | | | | |
| - | | 3,098,832,558 | 70.66% | 2,841,805,132 | 75.49% | 9.04% |
| - | | 230,865,444 | 5.26% | 205,467,590 | 5.46% | 12.36% |
| - | | 744,208,510 | 16.97% | 557,519,748 | 14.81% | 33.49% |
| | | 72,705,438 | 1.66% | 66,057,284 | 1.75% | 10.06% |
| | | 239,044,771 | 5.45% | 93,929,474 | 2.49% | 154.49% |

B* D



μ Û ∈ U » > -99 * e \ +U Þ

5

μ q?·K6 d Ø m Â q?· Ñ Ê | û ë

ç . q?·K6 d Ø m û ë

| | |
|--|---------------|
| | 5,607,225,245 |
| | 84.16% |

ç . f] Ø m Cz ĩ

| | | | |
|---|----|---------------|--------|
| | | | |
| 1 | | 4,721,847,304 | 70.87% |
| 2 | | 558,632,098 | 8.38% |
| 3 | | 160,048,086 | 2.40% |
| 4 | | 98,999,276 | 1.49% |
| 5 | | 67,698,481 | 1.02% |
| | -- | 5,607,225,245 | |

=.J È ›

17 ,BÅ7

2015

1

2

3

=)æH #w

| | 2015 | 2014 | |
|--|---------------|---------------|--------|
| | 7,285,419,986 | 6,345,110,578 | 14.82% |
| | 6,099,937,665 | 5,575,588,255 | 9.40% |
| | | | |

| | 2015 | | 2014 | | | |
|--|---------------|--------|---------------|--------|--------|--|
| | | | | | | |
| | 2,328,127,034 | 22.21% | 1,205,694,625 | 17.82% | 4.39% | |
| | 1,769,563,034 | 16.88% | 1,101,590,460 | 16.28% | 0.60% | |
| | 573,522,475 | 5.47% | 635,985,099 | 9.40% | -3.93% | |
| | 48,323,627 | 0.46% | 51,288,169 | 0.76% | -0.30% | |
| | 772,579,261 | 7.37% | - | - | 7.37% | |
| | 2,925,253,161 | 27.91% | 2,428,843,405 | 35.90% | -7.99% | |
| | 537,106,140 | 5.12% | 361,429,643 | 5.34% | -0.22% | |
| | 1,470,519,917 | 14.03% | 950,881,525 | 14.06% | -0.03% | |
| | 944,433,500 | 9.01% | 483,692,741 | 7.15% | 1.86% | |

$\hat{E} = \hat{E}Cz(\hat{i} \hat{e} < \hat{A}E$

$= q \% \hat{u} \hat{e}$

G"~À i ~ a > ~ X R4€

= $\hat{U} \in U$ » 9í ,°H],°6x y ĘCz û ë




= Ū € U »!™ ^F >,,°H],°M"6x y ĘCz ū ě

| | | | | 192,847,800 | 443,520,700 | 98.33% | -- | -10,422,076 | 2015 12 | 2014 02 12 | (http://www.cninfo.com.cn) | |
|--|----|----|----|-------------|---------------|--------|----|-------------|-------------|---------------|----------------------------|----|
| | | | | 166,623,900 | 403,117,700 | 93.04% | -- | -13,972,782 | 2015 6 | 2014 04 25 | | |
| | | | | 265,840,000 | 265,840,000 | 27.53% | -- | -5,008,953 | | 2015 04 29 | | |
| | | | | 144,660,000 | 144,660,000 | 37.45% | -- | -1,152,088 | | 2015 07 10 | | |
| | | | | 38,530,000 | 38,530,000 | 8.01% | -- | -1,275,964 | | 2015 04 29 | | |
| | -- | -- | -- | 808,501,700 | 1,295,668,400 | -- | -- | -- | -31,831,863 | -- | -- | -- |

= L \ddot{u} CzH μ^{\wedge} \hat{u} \ddot{e}

´ μ L \ddot{u} CzH q ‰ μ^{\wedge} \hat{u} \ddot{e}




μ LüCzH μBON⁻-\$ û ë

| | | | | | | | | | | | |
|--|-----|--|-----|--|-----|----------------|--|--|--|--|----|
| | () | | (1) | | (2) | (3) (2)/(1) | | | | | 3) |
|--|-----|--|-----|--|-----|----------------|--|--|--|--|----|



| | | | | | |
|--|---|-------------|-----------|----------------|---|
| | 39 | 23,581.11 |) | 2013 3 27 | (http://www.cninfo.com.cn) |
| | 2012 9 30 | | | 655,353,129.05 | |
| | (| (2012) 1211 |) | 2012 11 | 2012 5 |
| | | | | 2012 12 31 | 508,046,100 |
| | | 2013 3 | | 300 | 220L |
| | | | 2013 7 12 | 2013 | |
| | 2013 6 27 | | | | |
| | (http://www.cninfo.com.cn) | | | “ | 300 |



´ µ LüCzH *N-\$ û ë



= 0 dH]6x y û ë

“ = ϕ . ` > < , 0 < Q

30

2015

25

1.7

38

14

“

”

20 80

2008

15%

2013

1,300

9%

18.54%

20.68%

2014

2016

2016

2016

“ ” “ ”

1

2016

2

2016

3

2016

4

2016

6 = ϕ . μ FP6x $_ \# \ddot{U} < Gf Cz b \phi 0\% H E \phi \hat{O} 6x b \hat{u} \ddot{e}$

$\phi . F \quad a \acute{'} ; " b \hat{U} \in U \mu , ^o \mu FP6x 6x _ < Gf \ddot{i} \sim ' N^o \sim \mu = Cz b \phi 0\% E \phi \hat{O} 6x b \ddot{i} \sim$
 $' N^o \sim \mu \hat{u} \ddot{e}$

| | | | | |
|-------------|------|----|---------------|---------------|
| 1 | 2015 | | 2015 12 31 | 981, 344, 000 |
| | 10 | | 4 50 | 441, 604, 800 |
| | 10 | 4 | 392, 537, 600 | |
| 4, 928, 615 | | | 981, 344, 000 | |
| 10 | 10 | | | |
| 2 | 2014 | | 2014 12 31 | 613, 340, 000 |
| | 10 | | 6 60 | 404, 804, 400 |
| | | | 440, 110, 426 | 613, 340, 000 |
| | | | 10 6 | |
| 3 | 2013 | | 2013 12 31 | 306, 670, 000 |
| | 10 | | 10 | 306, 670, 000 |
| | | | 291, 797, 556 | 306, 670, 000 |
| | 10 | 10 | | |

$\phi . F \quad ? \quad a \acute{'} ; " b \hat{U} \in U \mu \mu FP6x) \text{æ} H < 4 \emptyset \hat{u} \ddot{e} > \check{z}$

| | | | | | |
|------|-------------|---------------|--------|---|---|
| | | | | | |
| 2015 | 441,604,800 | 1,016,976,779 | 43.42% | - | - |
| 2014 | 404,804,400 | 808,991,726 | 50.04% | - | - |
| 2013 | 306,670,000 | 615,067,873 | 49.86% | - | - |

Â = b Û € U _#Û <Gf Cz b ç0%H Eç Ô6x bN° ~

| | | | | | | | | | |
|---------------|------|------|----|-------------|--|-------------|--|-----------|-------------|
| 10 | | | | | | | | | 4 |
| 10 | | | | | | | | | 4.5 |
| 10 | | | | | | | | | 10 |
| | | | | | | | | | 981,344,000 |
| | | | | | | | | | 441,604,800 |
| | | | | | | | | | 839,071,015 |
| | | | | | | | | | 52.94% |
| 20 | | | | | | | | | |
| | | | | | | | | | |
| | | | | | | | | 2016 | 10073 |
| | | | | | | | | () | |
| 1,016,976,779 | | 2015 | | | | | | | |
| | | 2015 | | | | 443,289,543 | | | |
| | | | | 2015 | | | | | |
| | 10% | | | 44,328,954 | | | | | |
| | | | | | | 398,960,589 | | | |
| 440,110,426 | | 2015 | | | | 839,071,015 | | | |
| | 2015 | 12 | 31 | | | 981,344,000 | | | 10 |
| | 4.50 | | | | | 441,604,800 | | | 10 |
| 4 | | | | 392,537,600 | | | | 4,928,615 | |
| | | | | 981,344,000 | | | | | 10 |
| 10 | | | | | | | | | |
| | | | | | | 981,344,000 | | | |
| 2,355,225,600 | | | | | | | | | |

? = μB0 ÁN⁻ ›>, û ë


= ϕ . =6x R = ÔL{ Ý I ð = ICc ð =:™ Á =- Á =Q 4Ý1x*< ð Ž L - ©6Š ĭ ^ Ů ∈ U » ›>, Â" `8) Ů ∈ U a P ` ›>, Â"
 ,° μB0 ÁN⁻

| | | | | | | |
|--|--|--|-----|---------|---------|--|
| | | | | | | |
| | | | 36 | | | |
| | | | | 2012 10 | 2012 10 | |
| | | | 25% | 11 | 11 | |
| | | | 50% | | 2015 10 | |
| | | | | | 11 | |
| | | | 36 | | | |
| | | | | 2012 10 | 2012 10 | |
| | | | 25% | 11 | 11 | |
| | | | 50% | | 2015 10 | |
| | | | | | 11 | |
| | | | 36 | | | |
| | | | | 2012 10 | 2012 10 | |
| | | | 25% | 11 | 11 | |
| | | | | | 2015 10 | |
| | | | | | 11 | |

| | | | | | | |
|--|--|-----|---------|---------|---------|---------|
| | | | 50% | | | |
| | | | 36 | | | |
| | | | | 2012 10 | 2012 10 | |
| | | | 25% | 11 | 11 | 2015 10 |
| | | | 50% | | | 11 |
| | | | 36 | | | |
| | | | | 2012 10 | 2012 10 | |
| | | | 25% | 11 | 11 | 2015 10 |
| | | | 50% | | | 11 |
| | | | 36 | | | |
| | | | | 2012 10 | 2012 10 | |
| | | | 25% | 11 | 11 | 2015 10 |
| | | 50% | | | 11 | |
| | | 36 | | | | |
| | | | 2012 10 | 2012 10 | | |
| | | 25% | 11 | 11 | 2015 10 | |
| | | 50% | | | 11 | |

| | | | | | | |
|--|--|--|-----|---------------|--|-------|
| | | | 20% | 2012 10 11 | | |
| | | |) (| 2011 04 20 | |) (" |

| | | | | | | |
|--|--|--|--------|-----|---------------|--|
| | | | () | | | |
| | | | |) (| 2011 04 20 | |



| | | | | | | |
|--|--|--|------------------|------------|--------------------------|--|
| | | | | | | |
| | | | 2016 1 14 6 | 2016 01 14 | 2016 01 14 2016 07 14 | |
| | | | | 2015 08 27 | 2015 08 27 2016 02 27 | |
| | | | 2% 2015 -2017 | | | |
| | | | 1. 2. 3. | 2015 07 09 | 2015 07 09 2017 12 31 | |
| | | | | | | |
| | | | 20 | | | |

| | | | | | | |
|--|--|--|----------|-----------|---------|---------|
| | | | 4. | | | |
| | | | 1 | | | |
| | | | 80% 2 | | | |
| | | | 40% 3 | | | |
| | | | 20% | | | |
| | | | “ ” | | | |
| | | | (10%) 5 | 10% | | |
| | | | | | 2015 03 | |
| | | | | | 16 | |
| | | | | | 2016 03 | |
| | | | | | 16 | |
| | | | | 11,793.64 | 2014 09 | 2014 09 |

| | | | | | | |
|--|--|--|--------------|---------------|--------------------------------|--|
| | | | | 01 | 01 2015 09 01 | |
| | | | 12 2% | 2014 01 03 | 2014 01 03 2015 01 03 | |
| | | | | | | |

= Ý6x6x R ¬ ©6Š ĭ / @ 8 ¢ .,°M"5 :[] →+^CzH û ë

Ê =:™ Á P =- Á P =)"1 :™ Á ´ , ? µ / PAx > Á x v b Ū ∈ U M" = ü xAx Ū ∈ ,°B* D

£ =đM B C-30 ••°" Èà ;... qC·S Ãß qBP„D !ÀzVmq@-læã Þñ"0" u€§ à"Èα/°~° jÄ@ 0

i = D @ ^a ÜCX x Ů €-." , > ¬ Ů>ž99 * +U L,^o Ů ëB* D


5

" =6Ž 1 =@ 6Ž PAx > Á x v Ů ë

)æ6Ž 1,^o PAx > Á x v

w £ =H] ©6Š Ú I

= D n5 :[-. ©,° ©6Š Ú I



=Cz Ý L6x y lCc = 0 d +U,° ©6Š Ú l

= § B / L ĚCz,° ©6Š Ú l

= ©6Š p y p x ¶ ›

= ¬ H j ©6Š Ú l

w 9 =H] > B - > >, û ë

=H] û

' µ û û ë

| | | | | | | | | |
|----|----|---|----|---|----|----|----|----|
| | | | | | | | | |
| | | | | | | | | |
| | | | | | | | | |
| -- | -- | - | -- | - | -- | -- | -- | -- |
| A1 | | | | - | A2 | | | |
| A3 | | | | - | A4 | | | |
| | | | | | | | | |
| | | | | | | | | |

| | | | | | | | | | |
|--|--|--|--|--|--|--|--|--|--|
| | | | | | | | | | |
|--|--|--|--|--|--|--|--|--|--|

| | | | |
|----|---------|----|------------|
| | | B2 | |
| B3 | 320,000 | B4 | 169,967.08 |
| | | | |

| | |
|--|--|
| | |
| | |

μF ?ú / L û û ë

w j = ↯ H] ÁN, °B* D

2015 02 04

http

//www.cninfo.com.cn

2015 03 13

http //www.cninfo.com.cn

2015

2015 03

18 2015 05 21

http //www.cninfo.com.cn

2015

2015 06 20

2015 07 10

http //www.cninfo.com.cn

2015 05 14

2015 06 23

2015

2015

2015 06 24

2015 05 14 2015 06 24

[http //www.cninfo.com.cn](http://www.cninfo.com.cn)

2015

2015

2015 06 29

2015 06 30

[http //www.cninfo.com.cn](http://www.cninfo.com.cn)

2015

2015

2015 07 10 2015

11 24

[http //www.cninfo.com.cn](http://www.cninfo.com.cn)

2015 08 03

[http //www.cninfo.com.cn](http://www.cninfo.com.cn)

2015

2015

152304

2015 07 10 2015 08 05

[http //www.cninfo.com.cn](http://www.cninfo.com.cn)

2015

2015

2015

2015

2015 12 26

2015

2015 11 07 11 28 12 26

http

//www.cninfo.com.cn

2015 08 12

http //www.cninfo.com.cn

2015 08 21

http //www.cninfo.com.cn

2015 08 27

http

//www.cninfo.com.cn

2015

2015

2015 10 29

http //www.cninfo.com.cn

1

2015 10 29

[http //www.cninfo.com.cn](http://www.cninfo.com.cn)

1

2015 2017

15%

2015 11 5

[http](http://www.cninfo.com.cn)

[//www.cninfo.com.cn](http://www.cninfo.com.cn)

00906

“ ”

1,616,047,200

27%

1,496,340,000

25%

2015 11 10

[http //www.cninfo.com.cn](http://www.cninfo.com.cn)

2016 1 28

27%

1,616,047,200

2016 1 28

[http //www.cninfo.com.cn](http://www.cninfo.com.cn)

DELAWARE NORTH COMPANIES,INC.BOSTON

Boston Bruins

“ ”

2015 11 19

[http //www.cninfo.com.cn](http://www.cninfo.com.cn)

“ = . † .H] ÁN

Â w =/t PCY 1 û ë

1

2012 10

2

“ ”

3

“ ”

4

6 = 6x3 P ü ë

= 6x3 P ü ë

| | 289,225,000 | 47.16% | - | - | 173,535,000 | -115,690,000 | 57,845,000 | 347,070,000 | 35.37% |
|--|-------------|--------|---|---|-------------|--------------|-------------|-------------|--------|
| | 289,225,000 | 47.16% | - | - | 173,535,000 | -115,690,000 | 57,845,000 | 347,070,000 | 35.37% |
| | 289,225,000 | 47.16% | - | - | 173,535,000 | -115,690,000 | 57,845,000 | 347,070,000 | 35.37% |
| | 324,115,000 | 52.84% | - | - | 194,469,000 | 115,690,000 | 310,159,000 | 634,274,000 | 64.63% |
| | 324,115,000 | 52.84% | - | - | 194,469,000 | 115,690,000 | 310,159,000 | 634,274,000 | 64.63% |
| | 613,340,000 | 100% | - | - | 368,004,000 | | | | |

6x 3 P,° - ü û ë

2015 3 16

2015

2015 4 8

2014

2014

2015

3 18 2015 4 9

<http://www.cninfo.com.cn>

2015

2015

2015 4 17

<http://www.cninfo.com.cn>

2014

2015 4 24

2014

6x 3 P,° Eý m û ë

2014

2015

4 24

2015 4 23

6x 3 P / 6F 6^a Â 6F 6 U 0 b" 6x I- Â06H " 6x I- = ^ " Ä ç . ¢FP6x6x R,°"

6x öCz Ý1•CX x = =,° §

2015 4 24

10 6

613,340,000

981,344,000

2015

/

1.04

1.66

/

1.04

1.66

/

4.44

7.11

=L† d6× 3 Ɔ û ë

| | 284,556,000 | 113,822,400 | 170,733,600 | 341,467,200 | 2014 170,733,600 | 2015 10 12 113,822,400 |
|--|-------------|-------------|-------------|-------------|---------------------|---------------------------|
| | 4,554,000 | 1,821,600 | 2,732,400 | 5,464,800 | 2014 2,732,400 | 2015 10 12 1,821,600 |
| | 23,000 | 9,200 | 13,800 | 27,600 | 2014 13,800 | 2015 10 12 9,200 |
| | 23,000 | 9,200 | 13,800 | 27,600 | 2014 13,800 | 2015 10 12 9,200 |
| | 23,000 | 9,200 | | | 2014 13,800 | 2015 10 12 9,200 |
| | 23,000 | 9,200 | | | 2014 | 2015 10 12 |

| | | | | | | |
|--|-------------|-------------|-------------|-------------|--------|------------|
| | | | | | 13,800 | 9,200 |
| | 23,000 | 9,200 | 13,800 | 27,600 | 2014 | 2015 10 12 |
| | | | | | 13,800 | 9,200 |
| | 289,225,000 | 115,690,000 | 173,535,000 | 347,070,000 | -- | -- |

Â = A ÷ n >, D @ 8 û ë

ç .6x 3 q | 6x R5 °,° Þ = ç .Cz Ý ÂCU p5 °,° Þ û ëB* D

| | | | | | |
|----|-------------|-------------|------|-------------|-------------|
| | 2014 | 2015 4 7 | 2014 | 2014 | 2014 12 |
| 31 | 613,340,000 | | 10 | 6.60 | 404,804,400 |
| | | | | 613,340,000 | 10 6 |
| | | 613,340,000 | | 981,344,000 | |

? =6x R Â ÔL{ Ý I ð û ë

= ç .6x R !H 76x û ë

| | | | | | | | | |
|----|--------|--------|-------------|-------------|-------------|-------------|--|-------------|
| | 30,597 | | | 37,561 | | - | | - |
| | | 5% | 10 | | | | | |
| | | | | | | | | |
| | | 47.91% | 470,180,900 | 176,424,900 | 341,467,200 | 128,713,700 | | 256,114,700 |
| 12 | | 1.62% | 15,877,141 | 15,877,141 | | 15,877,141 | | |
| | | 1.55% | 15,200,043 | 15,200,043 | | 15,200,043 | | |
| | | 1.38% | 13,579,120 | 13,579,120 | | 13,579,120 | | |
| | | 0.88% | 8,638,000 | 8,638,000 | | 8,638,000 | | |

| | | | | | | | | |
|------------------------------------|-----|-------------|-----------|-----------|-------------|-----------|--|--|
| | | 0.74% | 7,286,400 | 2,732,400 | 5,464,800 | 1,821,600 | | |
| | | 0.67% | 6,536,621 | 6,536,621 | | 6,536,621 | | |
| | | 0.65% | 6,385,963 | 1,017,547 | | 6,385,963 | | |
| | A 5 | 0.65% | 6,360,000 | 6,360,000 | | 6,360,000 | | |
| TEMASEK FULLERTON ALPHA PTE LTD | | 0.60% | 5,868,738 | 5,868,738 | | 5,868,738 | | |
| | | 10 | | | | | | |
| | | | 12 | | | | | |
| | | 10 | | | | | | |
| | | | | | | | | |
| | | 128,713,700 | | | 128,713,700 | | | |
| 12 | | 15,877,141 | | | 15,877,141 | | | |
| | | 15,200,043 | | | 15,200,043 | | | |
| | | 13,579,120 | | | 13,579,120 | | | |
| | | 8,638,000 | | | 8,638,000 | | | |

| | | | | |
|------------------------------------|-----|-----------|--|-----------|
| | | 6,536,621 | | 6,536,621 |
| | | 6,385,963 | | 6,385,963 |
| . | A 5 | 6,360,000 | | 6,360,000 |
| TEMASEK FULLERTON ALPHA PTE LTD | | 5,868,738 | | 5,868,738 |
| | | 5,608,330 | | 5,608,330 |
| 10 | | 12 | | |
| 10 | 10 | | | |
| 10 | | | | |
| 10 | 10 | | | |


= ç . Ý6x6x R û ë

| | | | | |
|--|---|---------------|--------------------|--|
| | / | | | |
| | | 1999 04 22 | 91310000713808632R | |
| | | | | |

= ç . ÔL{ Ý I ð û ë

| | | |
|--|--|--|
| | | |
| | | |
| | | |
| | | |

© 2015 RBNW ("Tt©



6 =:™ Á =- Á ÂQ 4Ý1x*< ð Ž 76x P

| | | | | | | | | | | | | | |
|--|--|--|----|------|----|----|------|----|----|-------------|---------|-------------|-------------|
| | | | | | | | | | | | | | |
| | | | 54 | 2011 | 01 | 10 | 2017 | 02 | 26 | 232,864,880 | 133,614 | 139,718,928 | 372,717,422 |

$\hat{A} = 16, \hat{u} \hat{e}$

$\phi \cdot) \hat{a} 1: \text{TM} \hat{A} = - \hat{A} = Q 4 \hat{Y} 1 x^* < \hat{\delta} \hat{Z} | P 7 \hat{y} = q? \cdot ' 5 \frac{1}{4} - \$ f \wedge \phi \cdot , ^\circ q? \cdot 6, CY$
2008 8

| | | | | |
|--------|-----------|--------|---------|--------|
| | 2010 11 | | 2016 1 | |
| | 2016 2 25 | | | |
| | 2008 7 | | 2006 9 | 2010 3 |
| 2010 3 | 2014 2 | | | |
| | 2010 10 | | 2008 10 | 2014 2 |
| 2014 2 | | 2016 1 | | 2016 2 |
| 25 | | | | |
| | 2001 2 | | 1998 | 2006 |
| 12 | | | | 2004 |
| | 2009 10 | | 2014 2 | |
| 2014 6 | | | | 2016 1 |
| | 2011 1 | | 2001 | 2010 |
| | | | | 2014 7 |

$^6 \times R \prec f 16, \hat{u} \ddot{e}$

| | | | | | |
|--|--|--|--|--|--|
| | | | | | |
|--|--|--|--|--|--|



ϕ . Ū ∈ U »:™ Á =- Á ÂQ 4Ý1x*< ð Ž ŪGϕ ū ë
75 0

| | | | | | | |
|--|--|--|----|--|------|--|
| | | | | | | |
| | | | 34 | | 300 | |
| | | | 28 | | 200 | |
| | | | 44 | | 0 | |
| | | | 44 | | 200 | |
| | | | 45 | | 240 | |
| | | | 05 | | .120 | |

75

78

1200

| | |
|--|-------|
| | 603 |
| | 3,771 |
| | |
| | |
| | 7 |
| | 54 |
| | 1,210 |
| | 1,875 |
| | 625 |
| | 3,771 |

=;àGø u1OE

= /AãAx H

12

120

OJT

6 = ϕ . "ñ* < , ° 0 b(i ë

1

2

” (

)

“

3

4

9

3

7

<http://www.cninfo.com.cn>

8

9

“ ”

$\hat{A} = \phi \dots / \ddot{A} \acute{Y}6 \times 6 \times R \wedge P \times = \delta \check{Z} = Cz \acute{Y} \quad = p^{\circ} = CX \times 1 \bullet \ddot{M} \tilde{,} \text{)}"1 \hat{u} \ddot{e}$

1

2

3

4

5

| | | | | | |
|--|--|--|--|--|---|
| | | | | | http://www.cninfo.com.com.cn 2015 |
|--|--|--|--|--|---|

= $\hat{U} \in U \gg "1 :^{\text{TM}} \acute{A} \gg, 6, \text{CY}, ^{\circ} \hat{u} \ddot{e}$

=) "1 :^{\text{TM}} \acute{A} 0 c :^{\text{TM}} \acute{A} P 6x R] P, ^{\circ} \hat{u} \ddot{e}

| | 10 | 7 | 3 | 0 | 0 | |
|--|----|---|---|---|---|---|
| | 10 | 7 | 3 | 0 | 0 | |
| | 10 | 7 | 3 | 0 | 0 | |
| | | | | | | 5 |

=) "1 :^{\text{TM}} \acute{A} / \phi . ? \text{\textcircled{A}} N^{-} 0 8A\ddot{a}, ^{\circ} \hat{u} \ddot{e}

=) "1 :^{\text{TM}} \acute{A} \gg, 6, \text{CY}, ^{\circ} \neg B^* D

1%

3

2014

2015

Ê =:™ Á P AAô IL Ž P ^ Ű € U » ›,6,CY ũ ë

1

2015

1

2015

2015

2015

2

1

7

13

2015

2014

2015

2014

2015

2014

2014

2014

2014

2015

2015

2015

2015

2015

2015

2015

2015

2015

2015

2015

2015

2015

2015

2

2015

2015

2015

2016

3

~~2015~~ = J

£ =- Á P ' û ë

9 =Q 4Ý1x*< ð Ž,°69Aú %ö ç û ë

2015


ı = »G Ý IAú - Ű €

= Ű € U »)æ,° »G Ý IH]5pL-,° - %o û ë

= » Ý8 GAú - Ű €

| | |
|--|---|
| | 2016 03 31 |
| | http //www.cninfo.com.cn) |
| | 100% |
| | 100% |
| | |
| | |

1



2

3

“ = »G Ý I xAx Ú € LH^aA÷ Ú €

»G Ý IH^aA÷ Ú €

| | |
|-------------------|---|
| 2015 12 31 () | |
| | |
| | 2016 03 31 |
| | (http://www.cninfo.com.cn) |
| | |
| | |

6 = xAx Ū €

| | |
|--|--------------|
| | |
| | 2016 03 29 |
| | |
| | (2016) 10073 |
| | |

xAx Ū €

(2016) 10073
()

2015 12 31

(“ ”)
2015

- (1)
- (2)

(2016) 10073
()

2015 12 31

2015

()

•
2016 3 29

›**H ;>û6× 3 ?L† ¢ .

2015^a 12 > 31

101

»H ;>û6x 3 ?L† ç .

2015^a 12 > 31 > ¬ ç .Cz ÝCU p>ž (5#)

()

| CU p 6x R y- | Lz# | 2015 12 31 | 2014 12 31 | 2015 12 31 | 2014 12 31 |
|--------------|------|---------------|-------------|-------------|-------------|
| #w pCU p | | | | | |
| | (18) | 1,470,519,917 | 950,881,525 | 876,182,578 | 668,978,340 |

›*”H ;>û6× 3 ?L† ϕ .

2015 ^a Ü > ¬ ϕ . _#Ü>ž

()

| | | | | | |
|--|--|------|------|------|------|
| | | 2015 | 2014 | 2015 | 2014 |
|--|--|------|------|------|------|

›*”H ;>û6x 3 ?L† ¢ .

2015 ^a Ü > - ¢ .)æH #wH >ž

()

| N ⁻ - \$ | Lz# | 2015 | 2014 | 2015 | 2014 |
|--------------------------|------|---------------|---------------|---------------|---------------|
| 6 =5 :[#q Þ Ý+U,°)æH #wH | | | | | |
| | | 7,198,922,083 | 6,283,545,212 | 2,541,139,879 | 2,819,379,178 |
| | (49) | 86,497,903 | 61,565,366 | 13,426,689 | 32,008,208 |
| 5 :[#q Þ)æH #w › EAx | | 7,285,419,986 | 6,345,110,578 | 2,554,566,568 | 2,851,387,386 |

›*”H ;>û6× 3 ?L† ¢ .

2015 ª Ü > -6× R y- Þ>ž

()

| N-\$ | Lz# | ^ " Ä" ¢ .6× R y- | | | | | G !6× R y- | 6× R y- >Ax |
|------------------------|------|-------------------|---------------|-----------|-------------|---------------|-------------|---------------|
| | | 6× b | Cz b ¢0% | ¬ 52 > l- | ,p • ¢0% | ` <Gf_#Ü | | |
| 2013 ª 12 > 31 ª a •NÓ | | 306,670,000 | 1,793,664,797 | (854,709) | 105,452,683 | 1,163,726,282 | 49,239,719 | 3,417,898,772 |
| 2014 ª 1 > 1 ª S •NÓ | | 306,670,000 | 1,793,664,797 | (854,709) | 105,452,683 | 1,163,726,282 | 49,239,719 | 3,417,898,772 |
| 2014 ª Ü Ô ÞNÓ | | | | | | | | |
| | | - | - | - | - | 808,991,726 | (3,749,717) | 805,242,009 |
| | (34) | - | - | 1,228,655 | - | - | 614,368 | 1,843,023 |
| | | - | - | 1,228,655 | - | 808,991,726 | (3,135,349) | 807,085,032 |
| | | - | - | - | - | - | 62,550,000 | 62,550,000 |
| | | - | (74,562,100) | - | - | - | - | (74,562,100) |
| | (35) | - | - | - | 61,457,475 | (61,457,475) | - | - |
| | (36) | - | - | - | - | (355,613,637) | (2,212,936) | (357,826,573) |

›*)H ;>û6x 3 ?L† ç .

a Ü ç .6x R y- P>ž

()

| N-\$ | Lz# | 6x b | Cz b ç0% | - 52 > l- | ,b • ç0% |
|----------------------------|-----|-------------|----------------------|---------------------------|--------------------|
| a > a S •NÓ | | 306,670,000 | 1,761,934,742 | - | 105,452,683 |
| a Ü Ô PNO | | | | | |
| | | | | | |
| | | 1 0 TD() | 9 0 9 317.7 599.0668 | Tm-.0002 Tc.0024 Tw[539. | |
| | | - | - | 373,946 | |
| | | - | - | 373,946 | |
| | | - | - | - | 61,457,475 |
| | | - | - | - | |
| | | | | | |
| - .48004 ref254.04 5825.56 | | 480,000,000 | 2,385,306,970,000 | 165,582.12576 | 180,017,200,373,39 |
| a > a a •NÓ | | 613,340,000 | 1,455,264,742 | 373,946 | 166,910,158 |
| a > a S •NÓ | | 613,340,000 | 1,455,264,742 | 373,946 | 166,910,158 |

)*H ;>û6x 3 ?L† ç .

CX x Ū>žLz#

2015 a Ū

()

ç . 0 b û ë

(“ ”)
 (“ ”)
 (“ ”)
 (“ ”)
 ”) 1997 5 14 4,100 1% 64% 35%
 2000 3 2010 10
 2010 11 30 (61.86%
 “ ”)
 2014 7 18 (“ ”)
 2010 12 28
 2011 1 3
 2011 6) (2010 11 30 499,995,621 230,000,000
 “ ”
 2011 1 12 110000410122212
 2012 856 2012
 10 11 7,667
 30,667
 2014 4 18 30,667
 10 10 61,334
 2015 4 7 61,334
 10 6 98,134.4
 2015 12 31
 47.91%

)*H ;>û6x 3 ?L† ç .

CX x Ū>žLz#

2015 a Ū

()

Â q?- PAx u1Œ Â PAx fAx(5#)

(2) F« à 7 P PAx ü O,° & D

2015

2015 12 31

2015

(3) PAx a Ū

1 1 12 31

(4) AæC\ b f 7

(5) 7 P > ¬

(a)

) ()

(

(b)

)*H ;>ú6x 3 ?L† ¢ .

CX x Ú>žLz#

2015 a Ü

()

Â q?- PAx u1OE Â PAx fAx(5#)

(6) > -CX x Ú>ž,°5L I i#

)*H ;>ú6x 3 ?L† ¢ .

CX x Ú>žLz#

2015 a Ü

()

Â q?- PAx u1OE Â PAx fAx(5#)

(8) L 7 î1í

(a)

(b)

)*H ;>û6x 3 ?L† ç .

CX x Ū>žLz#

2015 a Ū

()

Â q?- PAx u1Œ Â PAx fAx 5#

(9) H =Ã -

(a)

(i)

)*H ;>û6x 3 ?L† ç .

CX x Ū>žLz#

2015 a Ū

()

Â q?· PAx u1CE Â PAx fAx(5#)

(9) H =Ã - (5#)

(a) ()

(ii)

(iii)

() 50%(50%)
20%(20%) 50%

)*"H ;>ú6x 3 ?L† ¢ .

CX x Ú>žLz#
2015 a Ü
(L"(© [# > F ÈH NÍ ... }j ê"A 1 s)

Â q?· PAx u10E Â PAx fAx(5#)

(9) H =Ã - (5#)

(a) H =½Ct x(5)

(iii) H =½Ct x ý l (5)

z %o @ \AÑGÿ, 'H =½Ct x +O ý l & È 9N'AÑ Z •)àH #qGÿ = 5 J Z
+O, ' Z • +X • a))à l ~ ¼CVM' 'l, ' NÍ ÈAÑ ÿ l ö 7 Ä ² ì 9 Ò
?òAñ ž>~ >B H =½Ct x ' l " ' = È D Ò?ò : >.žAÔB • a > +O, ' »N© 9
£ È Ì.žAÔ, ' ý l • a , Eœ ÈAÑ • f O •, ú Ä

f 9 Ò?òAñ ž>~ > œ q ' IAÑGÿ, ' È * ^H =½Ct x +O ý l & È Ì-\$ Ò
AÑ •6Ñ L s, ú, ' œ q ' l ;L} ' @, ' 3_AÑ • a , Eœ * IAÑ • ý l • a Ä
) ".žAÔ ý l • a, ' È * ^j Ñ § ÁCt È X O > œ q ' l : w D Ò?ò :
>.žAÔ Ì ý l • a > +O, ' »N© 9 £ÆÀ ' »Ñ À BÈ@•ðfÁ~ðQTYÀ, jJd yP•ðfÁ~ðö @
, €žžAÔ ý l • ' È * ^j Ñ X O > " D(* ^@ ' ð•ðfÁÂ, €™• a , E™Đà,,, q!X1ÔñQ/ @

)*H ;>û6x 3 ?L† ç .

CX x Ū>žLz#

2015 a Ū

()

Â q?· PAx u1Œ Â PAx fAx(5#)

(9) H =Ã - (5#)

(b)

()
()

(c)

)*H ;>û6x 3 ?L† ç .

CX x Ū>žLz#

2015^a Ū

()

Â q?· PAx u1CE Â PAx fAx(5#)

(10) Ê !!tN⁻

(a)

1,000,000

(b)

)*H ;>ú6x 3 ?L† ¢ .

CX x Ū>žLz#

2015 a Ū

()

Â q?· PAx u1CE Â PAx fAx(5#)

(10) Ê !tN⁻ (5#)

(b) ()

| | |
|------|------|
| 0% | 0% |
| 10% | 5% |
| 30% | 30% |
| 100% | 100% |

(c)

(11) ŽC]

(a)

(b)

)*H ;>û6x 3 ?L† ç .

CX x Ū>žLz#

2015^a Ū

()

Â q?· PAx u1CE Â PAx fAx(5#)

(11) ŽC](5#)

(c)

(d)

(e)

(12) Kμ U6x y ĚCz

(a)

)*H ;>ú6x 3 ?L† ¢ .

CX x Ú>žLz#

2015 a Ü

()

Â q?- PAx u1OE Â PAx fAx(5#)

(12) Kµ U6x y ĚCz(5#)

(b)

)*H ;>ú6x 3 ?L† ¢ .

CX x Ú>žLz#

2015 a Ü

()

Â q?- PAx u1OE Â PAx fAx(5#)

(13) ĚCz]u f Ý

()

30

10%

()
3%

()

((19))

)*H ;>ú6x 3 ?L† ¢ .

CX x Ú>žLz#

2015 a Ü

()

Â q?- PAx u1CE Â PAx fAx(5#)

(14) 0 DCz Ý

(a)

(b)

| | | |
|-------|--------|--------|
| 20-30 | 5%-10% | 3-5% |
| 5-15 | 5%-10% | 6-19% |
| 5-6 | 5%-10% | 15-19% |
| 3-5 | 5%-10% | 18-32% |
| 3-5 | 5%-10% | 18-32% |

)*H ;>ú6x 3 ?L† ¢ .

CX x Ū>žLz#

2015 a Ū

(

)*H ;>ú6x 3 ?L† ¢ .

CX x Ú>žLz#

2015 a Ü

()

Â q?- PAx u1OE Â PAx fAx(5#)

(16) U!tCo+^

3

(17) ~Cz Ý

(a)

50

(b)

10

)*H ;>ú6x 3 ?L† ¢ .

CX x Ú>žLz#

2015 a Ü

()

Â q?- PAx u1CE Â PAx fAx(5#)

(17) ~Cz Ý (5#)

(c)

5

(d)

(e)

x

x

x

x

x

(f)

((19))

)*H ;>ú6x 3 ?L† ¢ .

CX x Ú>žLz#

2015 a Ü

()

Â q?- PAx u1OE Â PAx fAx(5#)

(18) Kµ U » €Co+^

(19) Kµ UCz Ý r

)*H ;>ú6x 3 ?L† ç .

CX x Ū>žLz#

2015 a Ū

()

Â q?- PAx u1Œ Â PAx fAx(5#)

938105 8504-.072 Tf2.44312fe07070413e2fbf4c93 0 TD0003F52 1 Tf14.03 0 T3(())TjTT11 1 Tf.

)*H ;>ú6x 3 ?L† ¢ .

CX x Ú>žLz#

2015 a Ü

()

Â q?· PAx u1CE Â PAx fAx(5#)

(22) I ›.ªAÚ Ñ!ñ]R,p p †Fd €0Ã ce † RĚHH NÁ“yqŒÄÏ Ñ Œ QFfOó¥5&, €EŒ³ μàÒ "

T° F Á“yq Ñ ,® d #éD † P C

›*”H ;>û6x 3 ?L† ç .

CX x Ū>žLz#

2015 ^a Ū

()

Â q?· PAx u1Œ Â PAx fAx(5#)

(23) u Ò>› ß (5#)

)*H ;>û6x 3 ?L† ç .

CX x Ū>žLz#

2015 a Ū

()

Â q?- PAx u1Œ Â PAx fAx(5#)

(25) 0 Cw

(a)

)*H ;>û6x 3 ?L† ç .

CX x Ū>žLz#

2015^a Ū

()

Â q?· PAx u1CE Â PAx fAx(5#)

(27) H ?· PAx fAx Â Z ã

(a)

(i)

(ii)

(19)

) () ()

(iii)

)*H ;>û6x 3 ?L† ç .

CX x Ū>žLz#

2015^a Ū

()

Â q?· PAx u1CE Â PAx fAx(5#)

(27) H ?· PAx fAx Â Z ã (5#)

(a) ()

(iv)

(v)

(vi)

)*H ;>06x 3 ?L† φ .

CX x Ū>žLz#

2015 a Ū

()

? ODN

(1) bLü F8+^,° q?-0D0 -0D)½ M/p , A Æ

15% 16.5% 25% 30%

(

3% 6% 11% 13%

17%

)

5%

5% 7%

3%

(2) OD I N

2012

GF201211000077)

(
2012 2014

15% 2015 7 21

GR201511000616)

(
2015 2017

2015

15%

2015

30%

(“ ”)
16.5%

25%

›**H ;>ú6x 3 ?L† ¢ .

CX x Ú>žLz#

2015^a Ü

()

> -CX x Ú>žN- \$Lz#

(1) C] 7CzH

| 2015 | 12 | 31 | 2014 | 12 | 31 |
|------|----|--------|------|----|--------|
| | | 91,150 | | | 63,749 |

›**H ;>ú6× 3 ?L† ¢ .

CX × Ú>žLz#

2015^a Ü

()

> -CX × Ú>žN⁻-\$Lz# (5#)

(2) Ê I/ž ¢ (5#)

(a) 2015 12 31

3,307,280

-

(3) Ê IC\!t

2015 12 31

2014 12 31

1,865,893,262

1,115,490,265

(96,330,228)

(13,899,805)

1,769,563,034

1,101,590,460

(a)

2015 12 31

2014 12 31

1,755,359,213

1,106,320,277

103,554,240

6,996,189

6,892,841

86,968

86,968

2,086,831

1,865,893,262

1,115,490,265

›**H ;>ú6× 3 ?L† ¢ .

CX × Ũ>žLz#

2015^a Ũ

()

> -CX × Ũ>žN⁻-\$Lz# (5#)

(3) Ê IC\!t (5#)

(b)

2015 12 31

›**H ;>ú6× 3 ?L† ¢ .

CX x Ú>žLz#

2015 a Ü

()

> -CX x Ú>žN-\$Lz# (5#)

(3) Ê IC\!t (5#)

(c) 2015 12 31

| | | |
|--------------------|---------------------|---------|
| 123,145,042 | (61,572,521) | 50.00% |
| 58,000,000 | (29,000,000) | 50.00% |
| <u>4,724,380</u> | <u>(4,724,380)</u> | 100.00% |
| <u>185,869,422</u> | <u>(95,296,901)</u> | |

| | | | |
|------------|-----|-------------|---|
| | | 181,145,042 | 1 |
| 78,293,265 | 1 2 | 102,851,777 | |

50%

1706112b58>0 66570513m539678027866,422)37071(26,905)079510451906182,869,422 1.2201(6,9

›**H ;>ú6x 3 ?L† ¢ .

CX x Ú>žLz#

2015^a Ü

()

> -CX x Ú>žN⁻-\$Lz# (5#)

(3) Ê IC\!t (5#)

(e) 84,539,181
1,260,335

1,250,000

(f) 848,423

2015

836,831

›**H ;>ú6× 3 ?L† ¢ .

CX × Ū>žLz#

2015^a Ū

()

> -CX × Ū>žN⁻-\$Lz# (5#)

(3) Ê IC\!t (5#)

(g) 2015 12 31

›**H ;>ú6× 3 ?L† ¢ .

CX × Ū>žLz#

2015^a Ū

()

> -CX × Ū>žN⁻-\$Lz# (5#)

(4) - Ê llt (5#)

(a)

| 2015 | 12 | 31 | 2014 | 12 | 31 |
|------|----|--------------------|------|----|-------------------|
| | | 99,608,026 | | | 53,033,774 |
| | | 3,600,595 | | | 1,169,537 |
| | | 577,860 | | | 387,035 |
| | | 6,227,425 | | | 5,898,311 |
| | | <u>110,013,906</u> | | | <u>60,488,657</u> |

2015 12 31

(2014 12 31)

(b)

| | 2015 | 12 | 31 | |
|--|--------------------|----------------|--------------------|----------------|
| | 5,200,000 | 4.73% | (5,200,000) | 100.00% |
| | 103,411,531 | 94.00% | (322,085) | 0.31% |
| | <u>1,402,375</u> | <u>1.27%</u> | <u>(1,402,375)</u> | <u>100.00%</u> |
| | <u>110,013,906</u> | <u>100.00%</u> | <u>(6,924,460)</u> | <u>6.29%</u> |

›**H ;>ú6× 3 ?L† ¢ .

CX × Ū>žLz#

2015^a Ū

()

> -CX × Ū>žN⁻-\$Lz# (5#)

(4) - Ê llt (5#)

(b) ()

| | 2014 | 12 | 31 | |
|--|-------------------|----------------|--------------------|----------------|
| | 5,200,000 | 8.60% | (5,200,000) | 100.00% |
| | 53,886,282 | 89.08% | (232,898) | 0.43% |
| | <u>1,402,375</u> | <u>2.32%</u> | <u>(1,402,375)</u> | <u>100.00%</u> |
| | <u>60,488,657</u> | <u>100.00%</u> | <u>(6,835,273)</u> | <u>11.30%</u> |

(c) 2015 12 31

| | | |
|------------------|--------------------|----------------|
| 2,900,000 | (2,900,000) | 100.00% |
| <u>2,300,000</u> | <u>(2,300,000)</u> | <u>100.00%</u> |
| <u>5,200,000</u> | <u>(5,200,000)</u> | <u>100.00%</u> |

(d)

| | 2015 | 12 | 31 | |
|--|------------|----|----|--|
| | 99,542,889 | - | - | |

»**H ;>û6x 3 ?L† ¢ .

CX x Ū>žLz#

2015 a Ū

()

> -CX x Ū>žN-ŰLz# (5#)

(4) - Ê llt (5#)

(d) ()

| | 2014 | 12 | 31 |
|--|-------------------|------------------|--------------|
| | 52,271,399 | - | - |
| | 1,169,537 | (58,476) | 5.00% |
| | 387,035 | (116,111) | 30.00% |
| | 58,311 | (58,311) | 100.00% |
| | <u>53,886,282</u> | <u>(232,898)</u> | <u>0.43%</u> |

(e) 107,866 18,679

(f)

(g) 2015 12 31

| | | | |
|---------|-------------------|---------------|----------|
| () (| 30,000,000 | 27.27% | - |
| “ ”) | 29,570,000 | 26.88% | - |
| | 7,786,632 | 7.08% | - |
| (“ ”) | 5,410,112 | 4.92% | - |
| | 4,280,000 | 3.89% | - |
| | <u>77,046,744</u> | <u>70.04%</u> | <u>-</u> |

›**H ;>ú6× 3 ?L† ¢ .

CX × Ů>žLz#

2015^a Ů

()

> -CX × Ů>žN⁻-\$Lz# (5#)

(5) N^o !tN⁻

(a)

| 2015 12 31 | | | 2014 12 31 | | |
|--------------------|--|----------------|--------------------|-------------|----------------|
| 194,778,995 | | 96.64% | 272,642,401 | | 98.23% |
| 6,762,500 | | 3.36% | 4,899,909 | | 1.77% |
| <u>201,541,495</u> | | <u>100.00%</u> | <u>277,542,310</u> | | <u>100.00%</u> |
| 2015 12 31 | | | 6,762,500 | (2014 12 31 | |
| 4,899,909) | | | | | |

(b) 2015 12 31

112,605,496 55.87%

(6) ŽC]

(a)

| 2015 12 31 | | | 2014 12 31 | | |
|--------------------|---------------------|--------------------|--------------------|--------------------|--------------------|
| 442,179,361 | (13,657,232) | 428,522,129 | 512,096,600 | (2,563,276) | 509,533,324 |
| 140,946,410 | (2,969,423) | 137,976,987 | 119,648,855 | (2,457,635) | 117,191,220 |
| <u>7,254,969</u> | <u>(231,610)</u> | <u>7,023,359</u> | <u>9,480,268</u> | <u>(219,713)</u> | <u>9,260,555</u> |
| <u>590,380,740</u> | <u>(16,858,265)</u> | <u>573,522,475</u> | <u>641,225,723</u> | <u>(5,240,624)</u> | <u>635,985,099</u> |

›**H ;>ú6× 3 ?L† ¢ .

CX × Ū>žLz#

2015^a Ū

()

> -CX × Ū>žN⁻-\$Lz# (5#)

(6) ŽC](5#)

(b)

| 2014 | | 2015 | |
|------------------|-------------------|--------------------|-------------------|
| 12 | 31 | 12 | 31 |
| 2,563,276 | 11,713,933 | (619,977) | 13,657,232 |
| 2,457,635 | 4,145,007 | (3,633,219) | 2,969,423 |
| <u>219,713</u> | <u>529,270</u> | <u>(517,373)</u> | <u>231,610</u> |
| <u>5,240,624</u> | <u>16,388,210</u> | <u>(4,770,569)</u> | <u>16,858,265</u> |

(c)

»**H ;>ú6× 3 ?L† ¢ .

CX × Ú>žLz#

2015^a Ü

()

> -CX × Ú>žN⁻-\$Lz# (5#)

(7) - #w bCz Ý

| | 2015 | 12 | 31 | 2014 | 12 | 31 |
|--|------|----|--------------------|------|----|--------------------|
| | | | 2,027,505 | | | 240,081 |
| | | | 146,674,743 | | | 120,675,698 |
| | | | 18,397,811 | | | 10,778,354 |
| | | | <u>167,100,059</u> | | | <u>131,694,133</u> |

(8) % Ñ 0 dH =ÃCz Ý

| | 2015 | 12 | 31 | 2014 | 12 | 31 |
|-------|------|----|-------------------|------|----|----------------|
| — (a) | | | 57,735,849 | | | 500,000 |
| — | | | 40,000,000 | | | - |
| | | | <u>97,735,849</u> | | | <u>500,000</u> |

(a)

2014
12 31

2015
12 31

(“ ”) - 662,502,049 (36,456,111) (626,045,938) -

»**H ;>ú6x 3 ?L† ¢ .

CX x Ú>žLz#

2015^a Ü

()

> -CX x Ú>žN⁻-\$Lz# (5#)

(8) % Ñ 0 dH =ÃCz Ý(5#)

(a) ()

| | 2014 | | | 2015 | | | |
|---|------|---------|---|------|---------|-------|--------|
| | 12 | 31 | | 12 | 31 | | |
| — | | | | | | | |
| — | | | | | | | |
| | | 500,000 | - | - | 500,000 | 0.00% | 55,000 |

›**H ;>ú6x 3 ?L† ¢ .

CX x Ū>žLz#

2015^a Ū

()

> -CX x Ū>žN⁻-\$Lz# (5#)

(9) Kμ U6x y ĚCž5#)

(b)

2014
12 31

2015
12 31

›**H ;>ú6x 3 ?L† ¢ .

CX x Ú>žLz#

2015 a Ü

()

> -CX x Ú>žN`-\$Lz# (5#)

(10) ĚCz J u f Ý

| | 2014 12 31 | | | 2015 12 31 |
|--|---------------|-------------|-------------|---------------|
| | 52,916,597 | 140,000 | (1,610,500) | 51,446,097 |
| | (1,628,428) | (1,541,745) | 47,703 | (3,122,470) |
| | - | - | - | - |
| | 51,288,169 | (1,401,745) | (1,562,797) | 48,323,627 |

2015

1,541,745 (2014 1,628,428)

)*H ;>ú6x 3 ?L† ¢ .

CX x Ú>žLz#

2015 a Ü

()

> -CX x Ú>žN- \$Lz# (5#)

(11) 0 ĐCz Ý

| | | | | | | | |
|------|----|-------------|---------------|-------------|------------|-------------|---------------|
| 2014 | | | | | | | |
| 12 | 31 | 900,649,951 | 2,062,385,765 | 85,488,955 | 37,640,717 | 45,287,147 | 3,131,452,535 |
| | | 206,110,841 | 1,027,888,340 | 10,356,947 | 54,141,477 | 7,066,214 | 1,305,563,819 |
| | | - | 38,399,034 | 9,309,083 | 21,272,404 | 5,734,345 | 74,714,866 |
| | | 204,500,341 | 458,615,810 | 1,047,864 | 32,869,073 | 1,331,869 | 698,364,957 |
| | | - | 530,873,496 | - | - | - | 530,873,496 |
| | | 1,610,500 | - | - | - | - | 1,610,500 |
| | | - | (688,195,517) | (1,027,810) | (983,315) | (1,722,040) | (691,928,682) |

›*H ;>û6x 3 ?L† ø .

›**H ;>û6x 3 ?L† ø .

CX x Ú>žLz#

2015 a Ü

()

> -CX x Ú>žN`-\$Lz# (5#)

(12) ^ 0 0A

| | 2015 12 31 | | | 2014 12 31 | | |
|-----|--------------------|---|--------------------|--------------------|---|--------------------|
| | 396,892,888 | - | 396,892,888 | - | - | - |
| | 60,102,386 | - | 60,102,386 | - | - | - |
| DRD | 35,103,783 | - | 35,103,783 | 2,032,716 | - | 2,032,716 |
| | 16,998,088 | - | 16,998,088 | 6,375,592 | - | 6,375,592 |
| | 125,177 | - | 125,177 | 7,327,555 | - | 7,327,555 |
| | - | - | - | 234,203,136 | - | 234,203,136 |
| | - | - | - | 81,620,007 | - | 81,620,007 |
| | - | - | - | 9,268,560 | - | 9,268,560 |
| | - | - | - | 2,137,496 | - | 2,137,496 |
| | - | - | - | 1,487,074 | - | 1,487,074 |
| | - | - | - | 1,121,403 | - | 1,121,403 |
| | - | - | - | 711,838 | - | 711,838 |
| SAP | - | - | - | 277,778 | - | 277,778 |
| | 27,883,818 | - | 27,883,818 | 14,866,488 | - | 14,866,488 |
| | <u>537,106,140</u> | - | <u>537,106,140</u> | <u>361,429,643</u> | - | <u>361,429,643</u> |

›**H ;>û6x 3 ?L† ø .

CX x Ů>žLz#

2015 ^a Ů

(

)

›**H ;>û6x 3 ?L† ϕ .

CX x Ū>žLz#

2015 ^a Ū

()

> -CX x Ū>žN⁻-\$Lz# (5#)

(12) ^ 0 0A (5#)

(a) ()

(i)

(ii)

(iii)

(iv)

(b)

/TT3 1 Tf-.025 -1.23 TD0 Tc231802d607a60506T*4Fj(94374480101c34b263e7c2d1e0a080 Tb122 Tc[)-4

›**H ;>ŭ6× 3 ?L† ¢ .

CX × Ū>žLz#

2015^a Ū

()

> -CX × Ū>žN⁻-\$Lz# (5#)

(13) ~Cz Ý

| | | | | | | |
|------|----|-------------|------------|---------|--------|-------------|
| 2014 | | | | | | |
| 12 | 31 | 232,518,352 | 18,001,911 | 914,583 | 16,302 | 251,451,148 |
| | | 59,586,872 | 1,367,045 | - | - | 60,953,917 |
| | | 59,586,872 | 1,367,045 | - | - | 60,953,917 |
| | | - | - | - | - | - |
| 2015 | | | | | | |
| 12 | 31 | 292,105,224 | 19,368,956 | 914,583 | 16,302 | 312,405,065 |

| | | | | | | |
|------|----|--------------|-------------|-----------|---------|--------------|
| 2014 | | | | | | |
| 12 | 31 | (17,936,257) | (3,006,258) | (914,583) | (1,902) | (21,859,000) |
| | | (5,510,855) | (1,963,312) | - | (3,260) | (7,477,427) |
| | | (5,510,855) | (1,963,312) | - | (3,260) | (7,477,427) |
| | | - | - | - | - | - |
| 2015 | | | | | | |
| 12 | 31 | (23,447,112) | (4,969,570) | (914,583) | (5,162) | (29,336,427) |

| | | | | | | |
|------|----|-------------|------------|---|--------|-------------|
| 2015 | | | | | | |
| 12 | 31 | 268,658,112 | 14,399,386 | - | 11,140 | 283,068,638 |
| 2014 | | | | | | |
| 12 | 31 | 214,582,095 | 14,995,653 | - | 14,400 | 229,592,148 |

›**H ;>û6x 3 ?L† ¢ .

CX x Ů>žLz#

2015 ^a Ů

()

> -CX x Ů>žN⁻-\$Lz# (5#)

(13) ~Cz Ý (5#)

2015 12 31 2014 12 31

›**H ;>û6x 3 ?L† ¢ .

CX x Ú>žLz#

2015^a Ü

()

> -CX x Ú>žN⁻-\$Lz# (5#)

(15) FH , v Í0DCz Ý

(a)

| 2015 12 31 | | | 2014 12 31 | | |
|-------------|--|------------|------------|--|-----------|
| 145,079,655 | | 30,064,905 | 49,140,034 | | 9,715,907 |

»**H ;>û6x 3 ?L† ø .

CX x Ú>žLz#

2015 a Ü

()

> -CX x Ú>žN- - \$Lz# (5#)

(16) Cz Ý r ü =

| | 2014 | | | | 2015 | |
|--|-------------------|--------------------|--------------------|---------------------|--------------------|----|
| | 12 | 31 | | | 12 | 31 |
| | 20,748,978 | 84,647,047 | (1,279,014) | (862,323) | 103,254,688 | |
| | 13,899,805 | 84,539,181 | (1,260,335) | (848,423) | 96,330,228 | |
| | 6,835,273 | 107,866 | (18,679) | - | 6,924,460 | |
| | 13,900 | - | - | (13,900) | - | |
| | 5,240,624 | 16,388,210 | - | (4,770,569) | 16,858,265 | |
| | 27,472,858 | 19,576,247 | - | (8,272,499) | 38,776,606 | |
| | <u>53,462,460</u> | <u>120,611,504</u> | <u>(1,279,014)</u> | <u>(13,905,391)</u> | <u>158,889,559</u> | |

(17) - M"#w PCz Ý

| | 2015 | | 2014 | |
|--|--------------------|----|--------------------|----|
| | 12 | 31 | 12 | 31 |
| | 346,309,700 | | 135,846,752 | |
| | 158,742,156 | | - | |
| | 25,744,169 | | - | |
| | 2,000,000 | | - | |
| | 1,891,301 | | 5,480,500 | |
| | <u>534,687,326</u> | | <u>141,327,252</u> | |

(18) .# U U!t

| | 2015 | | 2014 | |
|------|----------------------|----|--------------------|----|
| | 12 | 31 | 12 | 31 |
| (i) | 112,413,353 | | 61,126,682 | |
| (i) | 196,653,810 | | 179,712,343 | |
| (ii) | 594,337,339 | | 214,542,500 | |
| | 567,115,415 | | 495,500,000 | |
| | <u>1,470,519,917</u> | | <u>950,881,525</u> | |

»H ;>û6x 3 ?L† ø .

CX x Ú>žLz#

2015 a Ü

()

> -CX x Ú>žN^- \$Lz# (5#)

(18) .# U U!t (5#)

(i)

| | | 2015 12 31 | | | | 2014 12 31 | |
|--------------------|-------|--------------------|--------------------|-------------------|-------------------|-------------------|--|
| | (1)) | (3)(i)) | (11)) | | (13)) | | |
| <u>309,067,163</u> | - | <u>113,053,440</u> | <u>107,283,094</u> | <u>93,376,689</u> | <u>26,981,170</u> | <u>24,163,685</u> | |

| | | 2015 12 31 | | | | 2014 12 31 | |
|--------------------|-------------------|------------------|-------------------|-------------------|-------------------|-------------------|--|
| | (1)) | (3)(i)) | (11)) | | (13)) | | |
| <u>240,839,025</u> | <u>16,305,011</u> | <u>4,419,993</u> | <u>82,369,256</u> | <u>76,483,688</u> | <u>24,340,410</u> | <u>22,474,312</u> | |

(ii) 2015 12 31

| 2015 12 31 | | 2014 12 31 | |
|--------------------|--|--------------------|--|
| <u>594,337,339</u> | | <u>214,542,500</u> | |

(iii) 2015 12 31 4.35% 5.60%(2014 12 31
3.83% 6.54%)

(19) Ê /ž α

| 2015 12 31 | | 2014 12 31 | |
|-------------------|--|------------|--|
| <u>33,613,000</u> | | <u>-</u> | |

»H ;>û6x 3 ?L† ç .

CX x Ū>žLz#

2015 a Ū

()

> -CX x Ū>žN- \$Lz# (5#)

(20) Ê C\lt

| | 2015 | 12 | 31 | | 2014 | 12 | 31 |
|------|------|----|--------------------|-----------|-------|----|--------------------|
| | | | 644,738,759 | | | | 490,283,447 |
| | | | 13,087,775 | | | | 8,745,966 |
| | | | <u>657,826,534</u> | | | | <u>499,029,413</u> |
| 2015 | 12 | 31 | | 4,381,519 | (2014 | 12 | 31 |
| | | | 1,585,606) | | | | |

(21) N° !tN-

| | 2015 | 12 | 31 | | 2014 | 12 | 31 |
|------|------|----|-------------------|------|------|----|-------------------|
| | | | 20,625,023 | | | | 11,624,634 |
| | | | - | | | | 50,000 |
| | | | <u>20,625,023</u> | | | | <u>11,674,634</u> |
| 2015 | 12 | 31 | | 2014 | 12 | 31 | |

(22) Ê 6, ;àGç

| | 2015 | 12 | 31 | | 2014 | 12 | 31 |
|-----|------|----|-------------------|--|------|----|-------------------|
| (a) | | | 80,536,072 | | | | 83,788,056 |
| (b) | | | 2,357,726 | | | | 2,524,627 |
| | | | <u>82,893,798</u> | | | | <u>86,312,683</u> |

»**H ;>û6x 3 ?L† ¢ .

CX x Ú>žLz#

2015 a Ü

()

> -CX x Ú>žN- \$Lz# (5#)

(22) Ê 6, ;àG¢ (5#)

(a)

| 2014 | | | 2015 | | |
|-------------------|--------------------|----------------------|-------------------|----|--|
| 12 | 31 | | 12 | 31 | |
| 65,948,531 | 281,756,727 | (282,934,800) | 64,770,458 | | |
| 1,070,423 | 26,053,755 | (26,102,301) | 1,021,877 | | |
| 1,635,469 | 18,791,556 | (18,594,109) | 1,832,916 | | |
| 1,434,333 | 15,071,604 | (15,088,241) | 1,417,696 | | |
| 124,960 | 2,313,310 | (2,097,763) | 340,507 | | |
| 76,176 | 1,406,642 | (1,408,105) | 74,713 | | |
| 4,462,863 | 16,422,594 | (16,872,338) | 4,013,119 | | |
| 3,547,341 | 4,186,263 | (5,897,194) | 1,836,410 | | |
| 7,123,429 | 5,349,655 | (5,411,792) | 7,061,292 | | |
| <u>83,788,056</u> | <u>352,560,550</u> | <u>(355,812,534)</u> | <u>80,536,072</u> | | |

(b)

| 2014 | | | 2015 | | |
|------------------|-------------------|---------------------|------------------|----|--|
| 12 | 31 | | 12 | 31 | |
| 2,169,287 | 34,366,553 | (34,546,196) | 1,989,644 | | |
| 355,340 | 2,110,505 | (2,097,763) | 368,082 | | |
| <u>2,524,627</u> | <u>36,477,058</u> | <u>(36,643,959)</u> | <u>2,357,726</u> | | |

(23) Ê Ú0DCo

| 2015 | 12 | 31 | 2014 | 12 | 31 |
|------|----|--------------------|------|----|-------------------|
| | | 37,765,406 | | | 36,291,114 |
| | | 601,538 | | | 64,888 |
| | | 94,473,614 | | | 45,624,099 |
| | | 2,512,397 | | | 2,429,035 |
| | | 1,278,966 | | | 1,556,753 |
| | | 6,196,370 | | | 6,434,019 |
| | | <u>142,828,291</u> | | | <u>92,399,908</u> |

»**H ;>û6x 3 ?L† ¢ .

CX x Ū>žLz#

2015 a Ū

()

> -CX x Ū>žN^- \$Lz# (5#)

(24) Ê _ ¥

| 2015 | 12 | 31 | 2014 | 12 | 31 |
|------|----|-------------------|------|----|-------------------|
| | | 2,887,745 | | | 892,728 |
| | | 30,275,000 | | | 14,375,000 |
| | | 3,789,606 | | | 2,734,666 |
| | | <u>36,952,351</u> | | | <u>18,002,394</u> |

(25) Ê 6x _

| 2015 | 12 | 31 | 2014 | 12 | 31 |
|------|----|----------|------|----|-------------------|
| | | - | | | 19,916,479 |
| | | - | | | 7,374,640 |
| | | - | | | 2,212,936 |
| | | <u>-</u> | | | <u>29,504,055</u> |

2015 12 31

(26) ¬ Ê !t

| 2015 | 12 | 31 | 2014 | 12 | 31 |
|------|----|-------------|------|----|------------|
| | | 204,823,413 | | | 87,068,244 |
| | | 16,796,725 | | | 14,679,450 |
| | | 14,761,290 | | | 21,748,080 |
| | | 2,294,406 | | | - |
| | | - | | | 9,837,880 |
| | | 7,786,632 | | | - |
| | | 1,566,772 | | | 6,290,600 |
| | | 184,144 | | | 575,900 |
| | | 28,229 | | | 9,614,330 |
| | | 26,116,611 | | | 49,814,484 |

8

A

!r

›**H ;>û6x 3 ?L† ¢ .

CX x Ū>žLz#

2015^a Ū

()

> -CX x Ū>žN⁻-\$Lz# (5#)

(27) 6^a » f U,^oM"#w bCU p

2015 12 31

2014 12 31

(a)

›**H ;>û6x 3 ?L† ¢ .

CX x Ū>žLz#

2015 ^a Ū

()

> -CX x Ū>žN⁻-\$Lz# (5#)

(28) Kμ U U!t (5#)

(i)

2015 12 31

((11)) ((13))

ù²©D€p“³í°6x 3 ?L† ø .

›**H ;>û6× 3 ?L† ϕ .

CX × Ū>žLz#

2015 ^a Ū

()

›**H ;>û6x 3 ?L† φ .

CX × Ū>žLz#
2015^a Ū

()

> -CX × Ū>žN⁻-\$Lz# (5#)

(33) Cz b φ0%

2014
12 31

2015
12 31

12 31

2015
12 31

›**H ;>ú6x 3 ?L† ¢ .

CX x Ũ>žLz#

2015^a Ũ

()

> ¬CX x Ũ>žN⁻-\$Lz# (5#)

(34) ¬ 52 > I-

2015

›*H ;>û6x 3 ?L† ø .

CX x Ú>žLz#

»H ;>û6x 3 ?L† ¢ .

CX x Ú>žLz#

2015 a Ü

()

> -CX x Ú>žN- \$Lz# (5#)

(36) ` <Gf _#Ü

| | | 2015 | 2014 |
|-----|-----------------------------------|----------------------|----------------------|
| | | 1,555,646,896 | 1,163,726,282 |
| | | 1,016,976,779 | 808,991,726 |
| | (a) | (404,804,400) | (355,613,637) |
| | ((35)) | <u>(44,328,954)</u> | <u>(61,457,475)</u> |
| | | <u>2,123,490,321</u> | <u>1,555,646,896</u> |
| (a) | 2015 4 7 0.66 306,670,000) | 613,340,000 | 404,804,400 (2014 |

»H ;>û6x 3 ?L† ¢ .

CX x Ú>žLz#

2015 a Ü

()

> -CX x Ú>žN- \$Lz# (5#)

(37) :[P I » Á:[P F b

| | 2015 | 2014 |
|-----|----------------------|----------------------|
| (a) | 6,422,492,459 | 5,353,829,981 |
| (b) | 239,860,634 | 100,801,351 |
| | <u>6,662,353,093</u> | <u>5,454,631,332</u> |

| | 2015 | 2014 |
|-----|----------------------|----------------------|
| (a) | 4,146,611,950 | 3,670,849,754 |
| (b) | 239,044,771 | 93,929,474 |
| | <u>4,385,656,721</u> | <u>3,764,779,228</u> |

(a)

2015

2014

›**H ;>û6x 3 ?L† ø .

CX x Ů>žLz#

2015 ^a Ů

()

> -CX x Ů>žN⁻-\$Lz# (5#)

›**H ;>û6x 3 ?L† ø .

CX x Ú>žLz#

2015^a Ü

()

> -CX x Ú>žN⁻-\$Lz# (5#)

(40) 1x* <Co+^

| | 2015 | 2014 |
|--|-------------|-------------|
| | 120,065,671 | 108,337,580 |
| | 84,592,465 | 54,460,982 |
| | 4,771,656 | 5,152,625 |
| | 21,690,319 | 14,933,603 |
| | 21,877,046 | 18,469,905 |
| | 6,778,462 | 5,638,235 |

»H ;>û6x 3 ?L† ø .

CX x Ú>žLz#

2015 a Ü

()

> -CX x Ú>žN- \$Lz# (5#)

(42) Co+^ ?]C^ <2±

| | 2015 | 2014 |
|---------|----------------------|----------------------|
| | 3,783,778,769 | 3,319,252,814 |
| ((22)) | 389,037,608 | 348,749,446 |
| ((11)) | 232,548,400 | 190,453,403 |
| | 104,988,507 | 75,335,200 |
| | 103,518,016 | 69,304,025 |
| | 110,833,490 | 91,872,024 |
| | 47,619,667 | 49,295,854 |
| | 65,804,647 | 44,895,525 |
| | 20,635,346 | 15,630,392 |
| | 16,739,817 | 15,086,210 |
| ((14)) | 10,294,674 | 3,861,705 |
| ((13)) | 7,477,427 | 6,309,331 |
| ((10)) | 1,541,745 | 1,628,428 |
| | <u>111,641,966</u> | <u>54,700,897</u> |
| | <u>5,006,460,079</u> | <u>4,286,375,254</u> |

(43) ĚCz l- (•g)

| | 2015 | 2014 |
|--------------|---------------------|------------------|
| | 16,818 | - |
| | - | 7,116,625 |
| | 55,000 | 50,000 |
| (36,456,111) | - | - |
| | <u>666,556</u> | <u>1,054,246</u> |
| | <u>(35,717,737)</u> | <u>8,220,871</u> |

»H ;>û6x 3 ?L† ø .

CX x Ú>žLz#

2015 a Ü

()

> -CX x Ú>žN^-Lz# 5#

(44) Cz Ý r•g

| | 2015 | 2014 |
|--|--------------------|-------------------|
| | 83,368,033 | 14,428,832 |
| | 16,388,210 | 5,240,344 |
| | 19,576,247 | 14,853,269 |
| | <u>119,332,490</u> | <u>34,522,445</u> |

(45) :[P L I ›

| | 2015 | |
|-----|-------------------|-------------------|
| | 162,968 | 162,968 |
| (a) | 65,279,635 | 65,279,635 |
| | 7,786,632 | 7,786,632 |
| | 2,863,458 | 2,863,458 |
| | <u>76,092,693</u> | <u>76,092,693</u> |

| | 2014 | |
|-----|-------------------|-------------------|
| | 1,681,780 | 1,681,780 |
| (a) | 28,003,731 | 28,003,731 |
| | 2,626,564 | 2,626,564 |
| | <u>32,312,075</u> | <u>32,312,075</u> |

(a)

| | 2015 | 2014 | / |
|--|-------------------|-------------------|---|
| | 19,105,948 | 22,340,220 | |
| | 41,402,064 | 4,461,108 | |
| | 4,771,623 | 1,202,403 | |
| | <u>65,279,635</u> | <u>28,003,731</u> | |

»H ;>ú6x 3 ?L† ¢ .

CX x Ú>žLz#

2015 a Ü

()

> -CX x Ú>žN- \$Lz# (5#)

(46) :[P L e 0

2015

| | |
|-------------------|-------------------|
| 3,084,053 | 3,084,053 |
| 1,851,864 | 1,851,864 |
| 2,440,905 | - |
| 7,786,632 | 7,786,632 |
| 179,133 | 179,133 |
| <u>15,342,587</u> | <u>12,901,682</u> |

2014

| | |
|------------------|------------------|
| 1,223,123 | 1,223,123 |
| 1,231,000 | 1,231,000 |
| 519,133 | - |
| 516,418 | 516,418 |
| <u>3,489,674</u> | <u>2,970,541</u> |

(47) v Í0DCo+^

2015

2014

| | |
|--------------------|--------------------|
| 380,729,548 | 242,402,957 |
| (36,765,066) | (11,840,290) |
| <u>343,964,482</u> | <u>230,562,667</u> |

»H ;>û6x 3 ?L† ¢ .

CX x Ú>žLz#

2015 a Ü

()

> -CX x Ú>žN- \$Lz# (5#)

(47) v Í0DCo+^(5#)

| | 2015 | 2014 |
|-----|--------------------|--------------------|
| 25% | 1,356,628,870 | 1,035,804,676 |
| | 339,157,218 | 258,951,169 |
| 25% | (19,592,333) | (23,873,256) |
| | 17,955 | (1,528,213) |
| | 14,335,189 | 6,721,658 |
| | (5,621,213) | (9,480,833) |
| | 20,954,899 | 8,789,315 |
| | (5,214,926) | (8,095,011) |
| | (72,307) | (922,162) |
| | <u>343,964,482</u> | <u>230,562,667</u> |

(48) " 6x l-

(a)

| | 2015 | 2014 |
|---|---------------|-------------|
| | 1,016,976,779 | 808,991,726 |
| | 981,344,000 | 981,344,000 |
| | <u>1.04</u> | <u>0.82</u> |
| — | 1.04 | 0.82 |
| — | - | - |

»H ;>û6x 3 ?L† ø .

CX x Ū>žLz#

2015 a Ū

()

> -CX x Ū>žN⁻-\$Lz# (5#)

(48) " 6x l- (5#)

(b)

(2014) 2015

(49))æH #wH >žN⁻-\$# H

(a)

| | 2015 | 2014 |
|--|-------------------|-------------------|
| | 7,780,549 | 9,144,293 |
| | 60,508,012 | 26,801,328 |
| | 11,850,306 | 11,962,537 |
| | 367,001 | 2,632,804 |
| | - | 4,440,031 |
| | 5,992,035 | 6,584,373 |
| | <u>86,497,903</u> | <u>61,565,366</u> |

(b)

| | 2015 | 2014 |
|--|--------------------|--------------------|
| | 162,459,159 | 127,360,644 |
| | 111,366,028 | 95,472,604 |
| | 108,471,140 | 71,140,560 |
| | 63,692,176 | 34,449,378 |
| | 51,803,515 | 69,905,169 |
| | 44,839,869 | 54,319,184 |
| | 42,491,767 | 1,912,088 |
| | 16,739,817 | 8,663,816 |
| | 1,851,864 | 1,231,000 |
| | 1,814,720 | 1,904,456 |
| | 20,463,233 | 11,537,586 |
| | <u>625,993,288</u> | <u>477,896,485</u> |

»*H ;>û6x 3 ?L† ø .

CX x Ū>žLz#

2015^a Ū

(

)

38,835,565

59,233,014

›**H ;>û6x 3 ?L† ø .

CX x Ū>žLz#

2015 ^a Ū

()

(50))æH #wH >ž> {Cz Ī

(a)

2015

2014

»H ;>û6x 3 ?L† ¢ .

CX x Ú>žLz#

2015^a Ü

()

> -CX x Ú>žN⁻-\$Lz# (5#)

(50))æH #wH >ž> {Cz Ī(5#)

(b)

| | 2015 | | 2014 | |
|--|----------------------|----|----------------------|----|
| | 12 | 31 | 12 | 31 |
| | 2,065,189,582 | | 1,164,441,275 | |
| | 91,150 | | 63,749 | |
| | 2,065,098,432 | | 1,164,377,526 | |
| | <u>2,065,189,582</u> | | <u>1,164,441,275</u> | |

(51)

| | 2015 | 12 | 31 |
|--|--------|--------|---------|
| | 54,540 | 6.4936 | 354,161 |

›**H ;>û6x 3 ?L† ç .

CX x Û>žLz#

2015 a Û

()

Ê ^ ¬ q ‰ c, ° y-

(1) ^ † ç . /5 ° L q ‰ c, ° y-

(a)

”)

(“
(

100%

-

100%

-

(

›*”H ;>û6× 3 ?L† ç .

CX × Ū>žLz#

»H ;>06x 3 ?L† ¢ .

CX x Ū>žLz#

2015 a Ū

()

Ê ^ ¬ q ‰ c, ° y- (5#)

(1) ^ † ¢ . /5 ° L q ‰ c, ° y- (5#)

(a) ()

(“ ”)

- 100%
 - 100%
 - 100%
 100% -
 100% -
 -
 100% -
 - 100%
 - 100%
 33.33% -

(i) 55%

5

3

60%

(ii) 80.5%

5

4

80%

»H ;>06x 3 ?L† ¢ .

CX × Ū>žLz#
2015^a Ū

()

Ê ^ ¬ q % c, ° y- (5#)

(1) ^ † ¢ . /5 ° L q % c, ° y- (5#)

(a) ()

(iii)

2015 12 31

24,249,027

(b)

| | 2015 | 2015 | 2015 12 31 |
|-------|--------------------|----------|--------------------|
| 45.0% | (6,287,752) | - | 125,511,901 |
| 19.5% | 3,254,624 | - | 20,085,075 |
| 25.0% | (1,368,220) | - | 4,887,519 |
| 7.5% | 88,957 | - | 1,038,490 |
| | <u>(4,312,391)</u> | <u>-</u> | <u>151,522,985</u> |

›**H ;>06x 3 ?L† ç .

CX x Ū>žLz#

2015^a Ū

()

Ê ^ ¬ q ‰ c, ° y- (5#)

(1) ^ † ç . /5 ° L q ‰ c, ° y- (5#)

(b) ()

| 2015 12 31 | | | | | | 2014 12 31 | | | | | |
|-------------|-------------|-------------|-------------|------------|-------------|------------|-------------|-------------|-------------|---|-------------|
| 190,429,749 | 304,231,102 | 494,660,851 | 202,136,575 | 13,608,939 | 215,745,514 | 79,681,379 | 242,510,179 | 322,191,558 | 129,303,439 | - | 129,303,439 |

›**H ;>û6x 3 ?L† ø .

CX x Ū>žLz#

2015 ^a Ū

()

Ê ^ ¬ q ‰ c,° y- (5#)

(2) ^6Š:[7 P c,° y-

(a)

(i)

11.22%

-

›**H ;>û6× 3 ?L† ø .

CX x Ů>žLz#

2015 a Ů

()

Ê ^ ¬ q ‰ c,° y- (5#)

(2) ^6Š:[7 P c,° y- (5#)

(b)

2015 12 31

1,266,351,542

811,915,802

2,078,267,344

403,501,910

42,142,866 x 8AbR4E

»**H ;>û6x 3 ?L† ø .

CX x Ū>žLz#

2015^a Ū

()

Ê ^ ¬ q %o c,° y- (5#)

(2) ^ >:[7 P Â6Š:[7 P c,° y- (5#)

(b) ()

2015

1,783,867,801

11,245,962

(30,500,525)

182,279,720

-

182,279,720

-

(i)

(ii) 2015 12 31

(c)

2015

2014

15,916,818

-

(i)

16,818

-

(i)

»H ;>ú6x 3 ?L† ¢ .

CX x Ú>žLz#

2015 a Ü

()

£ <G ¥

(26)

2015

(2014)

2015

4,721,847,304 (2014

70.87%(2014 71.13%)

10%

4

3,880,014,480)

9 ©6Š ï ©31 - Ú I

(1) " ¢ . û ë

(a)

(b)

2014 12 31

30,000,000

20,000,000

2015 12 31

-

50,000,000

(c)

2015 12 31

2014 12 31

47.91%

47.91%

47.894%

47.894%

(2) † ¢ . û ë

(1)

›**H ;>û6x 3 ?L† ø .

CX x Ú>žLz#

2015 a Ü

()

9 ©6Š ĭ ©31 ¬ Ú I (5#)

(3) ¬ ©6Š ĭ û ë

(“ ”)

(“ ”)

(“ ”)

(“ ”)

(“ ”)

»H ;>ú6x 3 ?L† ¢ .

CX x Ú>žLz#

2015 a Ü

()

9 ©6Š ĩ ©31 - Ú I (5#)

(4) ©6Š Ú I

(a)

| | 2015 | 2014 |
|-----|-------------------|-------------------|
| (i) | 84,470,624 | 30,751,054 |
| (i) | 6,137,717 | 4,636,670 |
| (i) | 4,160,847 | 3,971,686 |
| (i) | 3,361,678 | 2,878,510 |
| (i) | 1,381,414 | 826,133 |
| (i) | 201,490 | 1,555,887 |
| (i) | 23,926 | 256,902 |
| (i) | 7,728 | 457,582 |
| (i) | - | 939,570 |
| (i) | - | 43,352 |
| | <u>99,745,424</u> | <u>46,317,346</u> |

| | 2015 | 2014 |
|-----|--------------------|----------------------|
| (i) | 201,018,562 | 1,217,926,098 |
| (i) | 196,606,008 | 1,337,985,499 |
| (i) | 188,167,966 | 769,157,511 |
| (i) | 113,351,177 | 562,648,164 |
| (i) | 32,164,487 | - |
| | <u>731,308,200</u> | <u>3,887,717,272</u> |

2015 2015 1 -2 26

(i)

| | 2015 | 2014 |
|--|---------------|----------------|
| | <u>50,283</u> | <u>342,496</u> |

2015 2015 1 -2 26

»**H ;>û6x 3 ?L† ø .

CX x Ú>žLz#

2015 a Ü

()

9 ©6Š i ©31 - Ú I (5#)

(4) ©6Š Ú I (5#)

(b)

2015

2014

(i)

620,000

4,965,000

2015

2014

(i)

1,707,486

9,730,286

(i)

840,000

5,040,000

(i)

620,000

3,720,000

150,000

210,000

3,317,486

18,700,286

(i)

2015 1 2 26

(c)

2015

2014

163,520

-

2015

(d)

2015

2014

18,587,345

17,972,162

»H ;>ú6x 3 ?L† ¢ .

CX x Ú>žLz#

2015 a Ü

()

9 ©6Š ĩ ©31 - Ú I (5#)

(5) ©6Š ĩ Ê I = Ê !tN⁻ •NÓ

| 2015 | 12 | 31 | 2014 | 12 | 31 |
|-------------------|----|----------|----------|----|----------|
| 28,021,546 | | - | - | | - |
| 163,520 | | - | - | | - |
| <u>28,185,066</u> | | <u>-</u> | <u>-</u> | | <u>-</u> |

| 2015 | 12 | 31 | 2014 | 12 | 31 |
|------|----|-------------------|------|----|-------------------|
| | | 42,995,214 | | | 13,138,429 |
| | | 42,510 | | | - |
| | | - | | | 6,366,200 |
| | | - | | | <u>3,471,680</u> |
| | | <u>43,037,724</u> | | | <u>22,976,309</u> |

()

| 2015 | 12 | 31 | 2014 | 12 | 31 |
|------|----|----|------|----|-------------------|
| | | - | | | 19,916,479 |
| | | - | | | 7,374,640 |
| | | - | | | <u>2,212,936</u> |
| | | - | | | <u>29,504,055</u> |

(6) ©6Š ĩ µB0

»**H ;>û6x 3 ?L† ø .

CX x Ú>žLz#

2015 a Ü

()

i μB0 ÁN⁻

(1) Cz b] e 0 μB0 ÁN⁻

| | 2015 | 12 | 31 | 2014 | 12 | 31 |
|--|------|----|----------------------|------|----|--------------------|
| | | | 1,089,441,315 | | | 222,851,989 |
| | | | - | | | 2,887,500 |
| | | | <u>1,089,441,315</u> | | | <u>225,739,489</u> |

(2) 5 :[0 Cw μB0 ÁN⁻

| | 2015 | 12 | 31 | 2014 | 12 | 31 |
|---|------|----|------------|------|----|------------|
| | | | 35,030,926 | | | 19,771,181 |
| | | | 18,734,583 | | | 15,012,337 |
| | | | 11,127,365 | | | 10,109,719 |
| i | | | T | | | |

›**H ;>û6× 3 ?L† φ .

CX × Ū>žLz#

2015^a Ū

()

w H = Ñ - -O Lÿ (5#)

(1) 8 pO Lÿ(5#)

(a) ()

2015 12 31 2014 12 31

2015 12 31

-

»**H ;>û6x 3 ?L† ¢ .

CX x Ú>žLz#

2015 a Ü

()

w H =Ã - -O Lÿ (5#)

(1) 8 pO Lÿ(5#)

(b)

() (

)

2015 12 31

2,079,964,765 (2014 12

1,128,548,400 (2014 12 31

()
31 502,345,881)
551,951,380)

2015

2014

2015 12 31

50

3,284,833 (2014 12 31

984,095)

(2) +^O Lÿ

2015 12 31
31)((3)(c)

102,851,777 (2014 12

»**H ;>û6x 3 ?L† ç .

CX x Ú>žLz#

2015^a Ü

()

w H =Ã - -O Lÿ (5#)

(3) #w ðO Lÿ

| | 2015 12 31 | | |
|---|---------------|---|-----------------|
| - | | | |
| | 1,507,895,648 | - | - 1,507,895,648 |
| | 954,881,145 | - | - 954,881,145 |
| (| ž6PÿÐ z | | |

›**H ;>û6x 3 ?L† ø .

CX x Ū>žLz#

2015^a Ū

()

w 6 ø w - r fAx

(1)

2015 12 31 2014 12 31

(2)

»**H ;>û6x 3 ?L† ¢ .

CX x Ú>žLz#
2015 a Ü
()

w Â ¢ .CX x Ú>žLz#

(1) Ê IC\!t

| 2015 | 12 | 31 | 2014 | 12 | 31 |
|------|----|--------------------|------|----|--------------------|
| | | 477,169,377 | | | 425,668,861 |
| | | (34,594,402) | | | (10,469,143) |
| | | <u>442,574,975</u> | | | <u>415,199,718</u> |

(a)

| 2015 | 12 | 31 | 2014 | 12 | 31 |
|------|----|--------------------|------|----|--------------------|
| | | 441,836,900 | | | 416,646,408 |
| | | 28,500,203 | | | 6,935,622 |
| | | 6,832,274 | | | - |
| | | - | | | 2,086,831 |
| | | <u>477,169,377</u> | | | <u>425,668,861</u> |

2015 12 31 (2014 12 31)

(b)

| <u>2015 12 31</u> | | | |
|--------------------|----------------|---------------------|---------------|
| 62,724,380 | 13.15% | (33,724,380) | 53.77% |
| 414,210,455 | 86.80% | (658,934) | 0.16% |
| <u>234,542</u> | <u>0.05%</u> | <u>(211,088)</u> | <u>90.00%</u> |
| <u>477,169,377</u> | <u>100.00%</u> | <u>(34,594,402)</u> | <u>7.25%</u> |

»**H ;>û6x 3 ?L† ¢ .

CX x Ú>žLz#

2015^a Ü

()

w Â ¢ .CX x Ú>žLz# (5#)

(1) Ê IC\!t (5#)

(b) ()

2014 12 31

| | | | |
|-------------|--------|--------------|--------|
| 27,081,400 | 6.36% | (10,248,019) | 37.84% |
| 398,587,461 | 93.64% | (221,124) | 0.06% |

»**H ;>û6x 3 ?L† ¢ .

CX x Ū>žLz#

2015^a Ū

()

w Â ¢ .CX x Ū>žLz# (5#)

(1) Ê IC\!t (5#)

(e) 32,203,328 1,260,335

2015

1,250,000

(f) 6,817,734

(g) 2015 12 31

307,627,573

(29,000,000)

64.47%

»**H ;>û6x 3 ?L† ¢ .

CX x Ú>žLz#

2015 a Ü

()

w Â ¢ .CX x Ú>žLz# (5#)

(2) - Ê !lt

| | 2015 | 12 | 31 | 2014 | 12 | 31 |
|--|----------------------|----|----|----------------------|----|----|
| | 2,304,363,303 | | | 1,769,044,830 | | |
| | 72,498,101 | | | 4,018,533 | | |
| | 762,375 | | | 762,375 | | |
| | 323,952 | | | 989,303 | | |
| | - | | | 54,400 | | |
| | 528,231 | | | 1,484,423 | | |
| | <u>2,378,475,962</u> | | | <u>1,776,353,864</u> | | |
| | (772,243) | | | (774,243) | | |
| | <u>2,377,703,719</u> | | | <u>1,775,579,621</u> | | |

(a)

| | 2015 | 12 | 31 | 2014 | 12 | 31 |
|--|----------------------|----|----|----------------------|----|----|
| | 2,377,326,871 | | | 1,776,116,504 | | |
| | 1,127,291 | | | 237,360 | | |
| | 21,800 | | | - | | |
| | <u>2,378,475,962</u> | | | <u>1,776,353,864</u> | | |

2015 12 31

(2014 12 31)

»**H ;>û6x 3 ?L† ¢ .

CX x Ú>žLz#

2015 a Ü

()

w Â ¢ .CX x Ú>žLz# (5#)

(2) - Ê llt (5#)

(b)

| 2015 12 31 | | | |
|----------------------|----------------|------------------|----------------|
| 2,377,713,587 | 99.97% | (9,868) | 0.00% |
| <u>762,375</u> | <u>0.03%</u> | <u>(762,375)</u> | <u>100.00%</u> |
| <u>2,378,475,962</u> | <u>100.00%</u> | <u>(772,243)</u> | <u>0.03%</u> |
| 2014 12 31 | | | |
| 1,775,591,489 | 99.97% | (11,868) | 0.00% |
| <u>762,375</u> | <u>0.03%</u> | <u>(762,375)</u> | <u>100.00%</u> |
| <u>1,776,353,864</u> | <u>100.00%</u> | <u>(774,243)</u> | <u>0.04%</u> |

(c)

| 2015 12 31 | | | 2014 12 31 | | |
|----------------------|----------------|--------------|----------------------|-----------------|--------------|
| 2,376,586,296 | - | - | 1,775,354,129 | - | - |
| <u>1,127,291</u> | <u>(9,868)</u> | <u>0.88%</u> | <u>237,360</u> | <u>(11,868)</u> | <u>5.00%</u> |
| <u>2,377,713,587</u> | <u>(9,868)</u> | <u>0.00%</u> | <u>1,775,591,489</u> | <u>(11,868)</u> | <u>0.00%</u> |

(d)

2,000

(e)

›**H ;>û6× 3 ?L† ϕ .

CX × Ū>žLz#

2015^a Ū

()

w Â ϕ .CX × Ū>žLz# (5#)

(2) ¬ Ê !!t (5#)

(f) 2015 12 31

»*H ;>06x 3 ?L† ç .

CX x Û>žLz#

2015 a Ü

()

w Â ç .CX x Û>žLz# (5#)

(3) Kµ U6x y ĚCz(5#)

(a) ()

| 2014 | 12 | 31 | | () | 2015 | 12 | 31 | | |
|---------------|-------------|---------------|---|-----|---------------|--------------|-------------|--|--|
| 11,907,207 | - | - | - | - | 11,907,207 | (13,755,837) | 92,164,038 | | |
| - | 11,000,000 | - | - | - | 11,000,000 | (10,000,000) | - | | |
| 41,319,920 | - | - | - | - | 41,319,920 | - | - | | |
| 83,344,070 | - | - | - | - | 83,344,070 | - | - | | |
| 49,371,693 | - | - | - | - | 49,371,693 | - | - | | |
| 38,573,985 | - | - | - | - | 38,573,985 | - | - | | |
| 200,000,000 | - | - | - | - | 200,000,000 | - | - | | |
| 10,000,000 | - | - | - | - | 10,000,000 | - | - | | |
| 150,000,000 | - | - | - | - | 150,000,000 | - | - | | |
| 50,000,000 | - | - | - | - | 50,000,000 | - | 207,835,962 | | |
| 5,000,000 | - | - | - | - | 5,000,000 | - | - | | |
| 50,000,000 | - | - | - | - | 50,000,000 | - | - | | |
| 110,000,000 | 55,000,000 | - | - | - | 165,000,000 | - | - | | |
| 2,000,000 | - | - | - | - | 2,000,000 | - | - | | |
| 72,450,000 | - | - | - | - | 72,450,000 | - | - | | |
| 200,000,000 | - | - | - | - | 200,000,000 | - | - | | |
| 7,000,000 | - | - | - | - | 7,000,000 | - | - | | |
| 50,000,000 | - | - | - | - | 50,000,000 | - | - | | |
| 6,000,000 | 9,000,000 | - | - | - | 15,000,000 | - | - | | |
| - | 32,000,000 | - | - | - | 32,000,000 | - | - | | |
| - | 1,270,831 | - | - | - | 1,270,831 | - | - | | |
| - | 200,000,000 | (200,000,000) | - | - | - | - | - | | |
| - | 50,000,000 | (50,000,000) | - | - | - | - | - | | |
| - | 20,000,000 | - | - | - | 20,000,000 | - | - | | |
| - | 100,000,000 | - | - | - | 100,000,000 | - | - | | |
| * | | | | | | | | | |
| 1,136,966,875 | 478,270,831 | (250,000,000) | - | - | 1,365,237,706 | (23,755,837) | 300,000,000 | | |

»*H ;>06x 3 ?L† ç .

CX x Û>žLz#

2015^a Û

()

w Â ç .CX x Û>žLz# (5#)

(3) Kµ U6x y ĚCž5#

(a) () ()

* 10,000 20,000
7.45% 7.45%

(b)

| 2014 | | | | | | | | | | 2015 | | |
|------|-------------|-------------|---|--------|---|---|---|---|---|------|-------------|---|
| 12 | 31 | | | | | | | | | 12 | 31 | |
| - | 448,440,110 | 105,843,452 | - | - | - | - | - | - | - | - | 554,283,562 | - |
| - | - | 10,900,000 | - | 16,818 | - | - | - | - | - | - | 10,916,818 | - |
| - | 448,440,110 | 116,743,452 | - | 16,818 | - | - | - | - | - | - | 565,200,380 | - |

»**H ;>û6x 3 ?L† ç .

CX x Ű>žLz#

2015 a Ű

()

w Â ç .CX x Ű>žLz# (5#)

(4) :[P I > Â:[P F b

| 2015 | | 2014 | |
|----------------------|--|----------------------|--|
| 2,008,459,942 | | 2,286,676,443 | |
| 165,703,159 | | 96,913,708 | |
| <u>2,174,163,101</u> | | <u>2,383,590,151</u> | |
| 2015 | | 2014 | |
| 1,277,416,245 | | 1,593,765,196 | |
| 172,788,640 | | 97,286,445 | |
| <u>1,450,204,885</u> | | <u>1,691,051,641</u> | |

(a)

| 2015 | | 2014 | |
|----------------------|----------------------|----------------------|----------------------|
| 1,866,014,873 | 1,146,646,081 | 2,148,097,916 | 1,461,117,222 |
| <u>142,445,069</u> | <u>130,770,164</u> | <u>138,578,527</u> | <u>132,647,974</u> |
| <u>2,008,459,942</u> | <u>1,277,416,245</u> | <u>2,286,676,443</u> | <u>1,593,765,196</u> |

(b)

| 2015 | | 2014 | |
|--------------------|--------------------|-------------------|-------------------|
| 139,577,399 | 146,487,299 | 90,517,503 | 91,056,001 |
| <u>26,125,760</u> | <u>26,301,341</u> | <u>6,396,205</u> | <u>6,230,444</u> |
| <u>165,703,159</u> | <u>172,788,640</u> | <u>96,913,708</u> | <u>97,286,445</u> |

»H ;>û6x 3 ?L† ç .

CX x Ú>žLz#

2015 a Ü

()

w Â ç .CX x Ú>žLz# (5#)

(5) ĚCz I-

| | 2015 | 2014 |
|--|--------------------|--------------------|
| | 92,164,038 | - |
| | 207,835,962 | - |
| | - | 400,000,000 |
| | 16,818 | - |
| | 55,000 | 50,000 |
| | (33,621,442) | - |
| | - | 1,003,771 |
| | <u>266,450,376</u> | <u>401,053,771</u> |

›**H ;>û6x 3 ?L† ø .

CX x Ů>žLz# >› {Cz Ĩ
2015^a Ů
()

6 M”5 n]•- D4ü>ž

2016

2016

()